

Adventures with GOD!

WATER IS A GIFT FROM GOD (A.3.WINTER.3)

Biblical Reference	Psalms 104: 10-13
Key Verse	Psalms 104: 10
Key Concept	Water is a gift from God that gives me life.
Educational Objectives	At the end of the class today, the children will be able to: <ol style="list-style-type: none">1. Discuss the importance of water.2. Explain how they use water everyday.3. Give thanks for the gift of water.

Life Application

In the past two weeks, we have seen how God has given us things so precious and how we should care for those gifts. Water is a gift from God that is so vital for our survival. Water is found all over the earth in rivers, seas, oceans, and lakes, but we must take care of this precious gift. Just like us, animals and plants need water to survive, too. During the week, discuss with children how to conserve water together.

Possible Activities and Class Plan

Activity	Materials	Time
My GROW Adventure	GROW Adventure w/God materials	5 minutes
Opening Prayer	Candle	1 minute
Bible Reading	Bible	5 minutes
Bible Exploration	Bible, Cups, Water	15 minutes
Song	Song	2 minutes
Craft	Puzzle, Illustrations, Crayons, Scissors	15 minutes
My GROW Adventure	Review	5 minutes
Closing Prayer	Candle	1 minute

INSTRUCTIONS

Adventures with GOD!

My GROW Adventure with God Weekly Review: As children enter take time to have them reflect on their adventure with God booklets and either discuss or use art materials to express their journey during the past week. You may wish to add any art work, written poems, prayers or songs to a GROW wall in the room. You can find my GROW Adventure with God materials at CovChurch.org/children/adventures-with-god.

Opening Prayer: Gather children around a candle. Light the candle, and explain that we are entering into a special time with God. Encourage the children to hold their hands out in front of them, palms up, as a sign they are ready to receive what God has for them today.

Prayer Example: Lord God, thank you for making us, for loving us, for forgiving us, and guiding us. We know you are here with us right now. As we enter into your word, the Bible, help us draw close to you, to understand and to listen to what you have to say to us. Amen

(For safety sake, you may wish to extinguish the candle after the prayer.)

Bible Reading: Explain that as we read the Bible we do that first to spend time with God. Children can remain with hands out stretched palms up to receive the word as it's being read. Alternatively they can be invited to draw what they hear. Read Psalm 104:10-13 two times, and ask children to respond.

Question Examples: What did you notice in this passage? How does it make you feel? Was there anything you would ask God about that you didn't understand or was confusing? Is God saying anything to you through the story?

Bible Exploration: Open the bible to introduce the topic for today. Children must understand that everything you say about the gift of water is written there. Before class, fill one pitcher with tap water and one pitcher with salt water. Pour a small amount of each type of water into cups for children. Give children an opportunity to dip their fingers and/or taste both types of water. Ask: what was the difference between the water in the two glasses? There are different kinds of water. There is salt water, where aquatic animals and plants live, and there is fresh water, which is used for drinking water. We need fresh water to live. Water helps animals and plants to live, too. Emphasize that we must care for the rivers. How can we do it? (Avoid littering and waste). Ask: Have you ever been swimming in a river? Was it nice? What if we only had the salt water? Thankfully, God gave us pure and fresh water for healthy living. Ask: What more we can do with the water? (Allow multiple responses). Water is a gift from God!

Song: "So great is my God"

Adventures with GOD!

So great is my God,
so strong and powerful,
there is nothing He can't do.
He made the rivers
He made the mountains,
He also made the stars.
So great is my God,
so strong and powerful
there is nothing He can do.

Craft: There is a puzzle on page 5 for children to color and cut. The children can put the puzzle together and describe what means to them. There are more illustrations to color while you continue talking about the gift of water on pages 6-8.

Today's GROW Adventure with God Review:

G=God's Word: What is the story? (give children an opportunity to express their understanding of the story).

R=Relationships: Is there anything in today's bible story that shows us how we should or shouldn't share God's love with others? (Remind children that sometimes God uses the stories of the bible to show us how we shouldn't act toward God or others. Give them a chance to consider how we might show God's love instead).

O=Outward Action: Is there anything in the bible story that shows us how we should help or serve God or others? Explore concrete ways the children could live this out in the coming week.

W=Worship: Is there anything in the bible story that shows us how we should accept God's love for us and others? Ask: How do you feel about God? What would you like to say to God?


Closing Prayer: Gather children around the candle again. As you light the candle explain that the flame is something that is present in the light and the darkness. The candle reminds us that God is always with us. Is there anything anyone wishes to say to God? After children have responded, close the prayer time.

Prayer Example: Lord God, we thank you that you are always with us, and always love us. It's good to be with you. Thank you for what we have learned today. Thank you for being with us and for teaching us through the Bible. Help us to remember what you have taught us today and to live it out when we leave. Amen

Adventures with GOD!


Adventures with GOD!

Craft




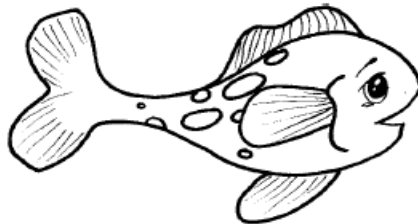

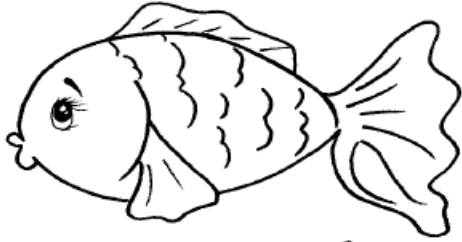
Adventures with GOD!

Illustration



Adventures with GOD!

Illustration



Adventures with GOD!

