

Adventures with GOD!

MY COMMUNITY IS A GIFT FROM GOD (A.3.WINTER.4)

Biblical Reference	Luke 2: 51-52
Key Verse	Luke 2: 52
Key Concept	My community is a gift from God.
Educational Objectives	At the end of the class today, the children will be able to: 1. Share names of the people in their community. 2. Describe what they like about their neighborhood/community. 3. Give thanks for the people in their community.

Life Application

Our community is an important element in life. Ideally, children are protected and cared for in a community. A good community provides friendship, protection, and a place where you can learn the difference between right and wrong. God has put us in neighborhoods where we have to be salt and light for those who do not know Jesus yet. How are they going to know Jesus? We need to be actively involved in the community. It is important to make friends with your neighbors. During the week, have children introduce themselves to the class. (Remind children that their parents need to be with them when they are walking around their communities).

Possible Activities and Class Plan

Activity	Materials	Time
My GROW Adventure	GROW Adventure w/God materials	5 minutes
Opening Prayer	Candle	1 minute
Bible Reading	Bible	5 minutes
Bible Exploration	Bible, Illustrations	15 minutes
Activity	Activity Sheet, Illustrations	10 minutes
Snacks	TBD	10 minutes
My GROW Adventure	Review	5 minutes
Closing Prayer	Candle	1 minute

INSTRUCTIONS

Adventures with GOD!

My GROW Adventure with God Weekly Review: As children enter take time to have them reflect on their adventure with God booklets and either discuss or use art materials to express their journey during the past week. You may wish to add any art work, written poems, prayers or songs to a GROW wall in the room. You can find my GROW Adventure with God materials at CovChurch.org/children/adventures-with-god.

Opening Prayer: Gather children around a candle. Light the candle, and explain that we are entering into a special time with God. Encourage the children to hold their hands out in front of them, palms up, as a sign they are ready to receive what God has for them today.

Prayer Example: Lord God, thank you for making us, for loving us, for forgiving us, and guiding us. We know you are here with us right now. As we enter into your word, the Bible, help us draw close to you, to understand and to listen to what you have to say to us. Amen

(For safety sake, you may wish to extinguish the candle after the prayer.)

Bible Reading: Explain that as we read the Bible we do that first to spend time with God. Children can remain with hands out stretched palms up to receive the word as it's being read. Alternatively they can be invited to draw what they hear. Read Luke 2:51-52 two times, and ask children to respond.

Question Examples: What did you notice in this passage? How does it make you feel? Was there anything you would ask God about that you didn't understand or was confusing? Is God saying anything to you though the story?

Bible Exploration: Open the Bible to Luke and explain (with pictures, illustrations, drawings or other visuals) Jesus lived in a community when he was their age. He met all his neighbors. What did his neighbors do? (Wait for responses from children) I believe that Jesus had many friends in his neighborhood. Some were children like him; others were adults, like their parents. When his neighbors had parties, Jesus was invited. When someone in the neighborhood got sick, Joseph, Mary and Jesus went to visit and pray for that person. They shared their good and bad moments together. Do you think Jesus went out to play with other children? Of course he did! The Bible teaches that Jesus was a child like you, and he was a good neighbor. The people in his neighborhood liked him a lot. Jesus was a friendly, obedient and helpful child. He always offered help when his neighbors needed it. Jesus always said hello with a smile. Jesus knew that his community and neighborhood were a gift from God. How can you be a gift from God in your

Adventures with GOD!

neighborhood? Encourage children to greet people in their neighborhood and ask them to pray for someone in their community.

Activity: Give each child a copy of the activity sheet found on page 5. Help children direct the child through the maze from school to home. While working, discuss how children can relate to their neighborhood or community. Ask children to mention who lives next right next door, across the street, and if they have any friends in their neighborhoods. Let children express while working. Consider giving everyone a piece of clay to create little people. Later you could use these figures to tell the story. If there is extra time, there are illustrations for children to color on pages 6-9. Make sure to repeat Key Verse while children are working.

Snacks: Finish by thanking God for the people in their community or neighborhood. Let each one (if you wish), express a words of gratitude to God for his/her friends. Serve a heathy snack. Children can continue to share while enjoying their snack.

Today's GROW Adventure with God Review:

G=God's Word: What is the story? (give children an opportunity to express their understanding of the story).

R=Relationships: Is there anything in today's bible story that shows us how we should or shouldn't share God's love with others? (Remind children that sometimes God uses the stories of the bible to show us how we shouldn't act toward God or others. Give children a chance to consider how we might show God's love instead).

O=Outward Action: Is there anything in the bible story that shows us how we should help or serve God or others? Explore concrete ways the children could live this out in the coming week.

W=Worship: Is there anything in the bible story that shows us how we should accept God's love for us and others? Ask: How do you feel about God? What would you like to say to God?

Closing Prayer: Gather children around the candle again. As you light the candle explain that the flame is something that is present in the light and the darkness. In the same way, it reminds us that God is always with us. Is there anything anyone wishes to say to God? After children have responded, close the prayer time.

Prayer Example: Lord God, we thank you that you are always with us, and always love us. It's good to be with you. Thank you for what we have learned today. Thank you for being with us


Adventures with GOD!

and for teaching us through the Bible. Help us to remember what you have taught us today and to live it out when we leave. Amen

Adventures with GOD!


Activity

Help your friend find his way through the maze!




Adventures with GOD!

Illustration



Adventures with GOD!



Adventures with GOD!



Adventures with GOD!

