

# Adventures with GOD!

## MY SCHOOL IS A GIFT FROM GOD (A.3.WINTER.5)

Biblical Reference	Proverbs 22: 6
Key Verse	Proverbs 22: 6
Key Concept	My school is a gift from God
Educational Objectives	At the end of the class today, the children will be able to: <ol style="list-style-type: none"> <li>1. Discuss why school is important.</li> <li>2. Explain why they like going to school.</li> <li>3. Give thanks for their teachers and classmates.</li> </ol>

### Life Application

Although some of the younger children in the class have not yet attended school, children likely know what school is from older siblings and other older children in their neighborhood. At this age, many children have the opportunity to attend pre-kindergarten or kindergarten. Explain to children that the opportunity to attend school is a gift from God. At school, children learn many new things that help them in life. Children should have a positive attitude towards school, and should be encouraged to study. During the week, ask children to pray for their parents, teachers and classmates.

### Possible Activities and Class Plan

Activity	Materials	Time
My GROW Adventure	GROW Adventure w/God materials	5 minutes
Opening Prayer	Candle	1 minute
Introduction	Illustrations	5 minutes
Bible Reading	Bible	5 minutes
Bible Exploration	Bible, Puppets, Illustrations	15 minutes
Activity	String, Illustrations	10 minutes
Song	Song	2 minutes
My GROW Adventure	Review	5 minutes
Closing Prayer	Candle	1 minute

# Adventures with GOD!

## INSTRUCTIONS

**My GROW Adventure with God Weekly Review:** As children enter, take time to have them reflect on their adventure with God booklets, and either discuss or use art materials to express their journey during the past week. You may wish to add any art work, written poems, prayers or songs to a GROW wall in the room. You can find my GROW Adventure with God materials at [CovChurch.org/children/adventure-with-god](http://CovChurch.org/children/adventure-with-god).

**Opening Prayer:** Gather children around a candle. Light the candle, and explain that we are entering into a special time with God. Encourage the children to hold their hands out in front of them, palms up, as a sign they are ready to receive what God has for them today.

**Prayer Example:** Lord God, thank you for making us, for loving us, for forgiving us, and guiding us. We know you are here with us right now. As we enter into your word, the Bible, help us draw close to you, to understand and to listen to what you have to say to us. Amen

(For safety sake, you may wish to extinguish the candle after the prayer.)

**Introduction:** Consider decorating the classroom with pictures of teachers, groups of children studying, schools, and so on. It is important to create a positive imagine of school so children can understand school as a place of both joy and learning. Ask children to make observations of the pictures, and explain all of the wonderful things they will learn.

**Bible Reading:** Explain that as we read the Bible we do that first to spend time with God. Children can remain with hands out stretched, palms up, to receive the word as it's being read. Alternatively, they can be invited to draw what they hear. Read Proverbs 22:6 two times, and ask children to respond.

**Question Examples:** What did you notice in this passage? How does it make you feel? Was there anything you would ask God about that you didn't understand or was confusing? Is God saying anything to you though the story?

**Bible Exploration:** If possible, use two puppets to teach the lesson today. One puppet can express the benefits of going to school, and the other puppet can ask questions along with the children. For example, one puppet can say how much it loves reading new stories at school. Have the puppets explain how they love learning new stories from the Bible. Children can share their own ideas of studying or attending classes. Ask: What do you want to learn? Some children are eager to learn to read, others want to know how to count. Some children may even

# Adventures with GOD!

want to learn another language. The Bible teaches that it is good to go to school to learn new things. Learning is not easy; sometimes we have to study hard to gain a better understanding. Share your own experiences about something that was difficult for you to learn. When finished using the puppets, open the Bible to Luke 2, where Jesus attended a school in Nazareth. Jesus learned to read and write. Jesus read the books of the Law and learned what God wants to teach us. Jesus also learned to use his father's woodworking tools. Learning is something very special to God, because God gives us the opportunity to learn new things. When we are ready to attend school, we should remember going to school is a gift from God.

**Activity:** Do something different today. For example: Help children tie their shoe laces, set the table for dinner, and so on. Think about what you want to teach today. Some children may know how to do these activities. Ask: How many of them know how to tie their shoes? If any know, let them show others how to do it. If they do not, give each a couple pieces of string so that everyone can work together step by step. This activity talks about how good it is to learn to do something new and teach others what they know. If there is extra time, there are illustrations on pages 5-8 for children to color.

**Song:** Sing songs using homemade instruments. Sing songs of joy.

## **Today's GROW Adventure with God Review:**

**G=God's Word:** What is the story? (give children an opportunity to express their understanding of the story).

**R=Relationships:** Is there anything in today's bible story that shows us how we should or shouldn't share God's love with others? (Remind children that sometimes God uses the stories of the bible to show us how we shouldn't act toward God or others. Give children a chance to consider how we might show God's love instead).

**O=Outward Action:** Is there anything in the bible story that shows us how we should help or serve God or others? (Explore concrete ways the children could live this out in the coming week).

**W=Worship:** Is there anything in the bible story that shows us how we should accept God's love for us and others? Ask: How do you feel about God? What would you like to say to God?


# Adventures with GOD!

**Closing Prayer:** Gather children around the candle again. As you light the candle explain that the flame is something that is present in the light and the darkness. The candle reminds us that God is always with us. Is there anything anyone wishes to say to God? After children have responded, close the prayer time.

**Prayer Example:** Lord God, we thank you that you are always with us, and always love us. It's good to be with you. Thank you for what we have learned today. Thank you for being with us and for teaching us through the Bible. Help us to remember what you have taught us today and to live it out when we leave. Amen


# Adventures with GOD!

Illustration




# Adventures with GOD!

Illustration



# Adventures with GOD!



# Adventures with GOD!

Craft



**Train up a child in the way he should go, and when he is old  
he will not depart from it. Proverbs 22:6**