

# Adventures with GOD!

## MY INTELLIGENCE IS A GIFT FROM GOD (B.3.WINTER.12)

Biblical Reference	Genesis 11:1-9
Key Verse	Proverbs 2:2,3
Key Concept	Intelligence is a gift from God that helps me comprehend the greatness of God's power and might.
Educational Objectives	At the end of this lesson, children will be able to: <ol style="list-style-type: none"> <li>1. Demonstrate different aspects of human intelligence</li> <li>2. Explain why God didn't allow the tower of Babel to be built</li> <li>3. Give thanks for the intelligence God has given them</li> </ol>

### Life Application

Intelligence is a gift from God. God created humans with all different types of intelligence (musical, mathematical, artistic, etc). Unfortunately, it's easy for us to believe we don't need God, or are just as good as God, because of our intelligence. Sometimes we use our intelligence to help others, but other times, we may actually use our intelligence to cause harm to others. It is good to thank God for our intelligence, as it allows us to better understand God and God's creation. But, we will never know all there is to know about God. We are not God.

### Possible Activities and Class Plan

Activity	Materials	Time
My GROW Adventure	GROW Adventure materials	5 minutes
Opening Prayer	Candle	1 minute
Bible Reading	Bible	5 minutes
Review	See instructions	10 minutes
Craft	Paper, scissors	10 minutes
Bible exploration	Bible, illustrations	10 minutes
Activity	Papers, pencils	10 minutes
My GROW Adventure	Review	5 minutes
Closing Prayer	Candle	1 minute

# Adventures with GOD!

## INSTRUCTIONS

**My GROW Adventure with God Weekly Review:** As children enter, take time to have them reflect on their adventure with God booklets, and either discuss or use art materials to express their journey during the past week. You may wish to add any art work, written poems, prayers or songs to a GROW wall in the room. You can find my GROW Adventure with God materials at [CovChurch.org/children/adventures-with-god](http://CovChurch.org/children/adventures-with-god).

**Opening Prayer:** Gather children around a candle. Light the candle, and explain that we are entering into a special time with God. Encourage the children to hold their hands out in front of them, palms up, as a sign they are ready to receive what God has for them today.

**Prayer Example:** Lord God, thank you for making us, for loving us, for forgiving us, and guiding us. We know you are here with us right now. As we enter into your word, the Bible, help us draw close to you, to understand and to listen to what you have to say to us. Amen

(For safety sake, you may wish to extinguish the candle after the prayer.)

**Bible Reading:** Explain that as we read the Bible we do that first to spend time with God. Children can remain with hands out stretched palms up to receive the word as it's being read. Alternatively they can be invited to draw what they hear. Read Genesis 11:1-9 two times and ask children to respond.

**Question Examples:** What did you notice in this passage? How does it make you feel? Was there anything you would ask God about that you didn't understand or was confusing? Is God saying anything to you though the passage?

**Review:** Spend time reviewing the gifts from God covered over the past few weeks. For example, review the five senses by having a big silhouette of a person, as well as the different features of the face, for them to glue or tape on to the silhouette. Give them a clue, "When I eat and taste my food, I'm using the sense of \_\_\_\_\_". Have a volunteer put the respective body part on the silhouette.

Then take out some pictures or illustrations of the different things humans have constructed or accomplished over time (for example, the tallest building in the world, man walking on the moon, computers/technology, etc). Ask children how they were created. God gave humans an

# Adventures with GOD!

amazing capacity to think and to create. God gave us intelligence. Make a list of all the things we can do because God gave us intelligence.

**Craft:** See the instructions on page 7. If there is additional time, children can color illustrations on pages 8-9.

**Bible Exploration:** Before class make your version of the tower of babel (either out of blocks, boxes, or drawn on a big piece of paper). Ask children to imagine they are in the story helping to build the tower. What are they thinking? Feeling? They are so smart and the tower is getting so big. Remember, God gave intelligence to humans for their well-being and for the well-being of others, so they might be able to know God better. In this story, the people choose to use their intelligence for other purposes. What did they use their intelligence for?

Important aspects of the story are:

- The people were intelligent and found a way to make bricks to build a big tower.
- Instead of using their intelligence to glorify God, the people wanted to be as great as God, so they would receive the glory.
- So humanity wouldn't destroy in their selfish ways, God took action and the tower wasn't completed.

Discuss: How do you think God felt when God saw the people using the intelligence God gave them for selfish purposes? How did it make the people feel when they couldn't communicate with each other? When they couldn't finish the tower?

What are times in our lives that we use the intelligence that we have in ways that makes God sad, or hurts others? How do we use our intelligence to make God happy and give God glory?

**Activity:** See the Activity Sheet on Page 5.

**Today's GROW Adventure with God Review:**

G=God's Word: What is the story? (Give children an opportunity to express their understanding of the story).

R=Relationships: Is there anything in today's Bible story that shows us how we should or shouldn't share God's love with others? (Remind children that sometimes God uses the stories

# Adventures with GOD!

of the Bible to show us how we shouldn't act toward God or others. Give children a chance to consider how we might show God's love instead).

**O=Outward Action:** Is there anything in the Bible story that shows us how we should help or serve God or others? (Explore concrete ways the children could live this out in the coming week).


**W=Worship:** Is there anything in the Bible story that shows us how we should accept God's love for us and others? Ask: How do you feel about God? How would you like to respond to God? What would you like to say to God?

**Closing Prayer:** Gather children around the candle again. As you light the candle, explain that the flame is something that is present in the light and the darkness. The candle reminds us that God is always with us. Is there anything anyone wishes to say to God? After children have responded, close the prayer time.

**Prayer Example:** Lord God, we thank you that you are always with us, and always love us. It's good to be with you. Thank you for what we have learned today. Thank you for being with us and for teaching us through the Bible. Help us to remember what you have taught us today and to live it out when we leave. Amen


# Adventures with GOD!

## ILLUSTRATIONS



# Adventures with GOD!

## ACTIVITY SHEET 1



Draw four ways that you can use your intelligence to glorify God


# Adventures with GOD!

## CRAFT

This is a fun craft that will get them thinking about the different ways God has made us intelligent. In this craft they will turn a simple, 8 ½ x 11 size paper into a hole big enough that they can walk into it. Follow the instructions below carefully.


Materials: 8 ½ x 11 size paper, scissors

Instructions:

1. Found the paper in half.
2. Make a rectangular cut in the folded edge. Make sure to leave 2 cm. on each side.
3. Cut lines in the paper, starting with the outer edge and then the opposite edge. Always leave 2 cm of uncut paper. Do not cut all the way to the edge. You will make about 8 cuts.
4. Open the paper and you will find you have a circle/hole big enough that you can step into it.

# Adventures with GOD!

ILLUSTRATION





# Adventures with GOD!

## ILLUSTRATION



# Adventures with GOD!

## LETTER TO PARENTS

Dear parents,

Today in our time together, the children and I talked about the gift of eternal life. The children have had the opportunity to read God's word and hear Jesus' words about this gift of eternal life. We've imagined what it will be like to be in God's presence and we've found different ways to express our thanks to God for this special gift. We encourage you to read John 14:1-7 with your children and talk about what this gift of eternal life means for those of us who are disciples of Jesus.

Ask your child to share with you the Bible memory verse. They've been encouraged to share it with you and others.

It is a joy to walk alongside your child and I lift you up in my prayers as you guide him/her in faith in Christ.

Blessings,

Teacher