

# Adventures with GOD!

## THE GIFT OF GOD'S FORGIVENESS (C.3.WINTER.9)

Biblical Reference	Acts 10:39-43
Key Verse	Ephesians 1:6-7
Key Concept	Through Jesus' death on the cross I have been forgiven of my sins.
Educational Objectives	At the end of this lesson, children will be able to: <ol style="list-style-type: none"><li>1. Draw a picture that connects Christmas and Easter</li><li>2. Say the Key Verse</li><li>3. Make a list of the results of forgiveness in their lives</li></ol>

### Life Application

The gift of God's forgiveness was made possible by the sacrifice of Christ on the cross. This gift of forgiveness means we can be reconciled with our God, our creator, and receive the gift of eternal life. There is an important connection between Christmas and Easter. The children will reflect on that connection and how it impacts their lives.

### Possible Activities and Class Plan

Activity	Materials	Time
My GROW Adventure	GROW Adventure materials	5 minutes
Opening Prayer	Candle	1 minute
Bible Reading	Bible	5 minutes
Craft	See instructions	15 minutes
Bible exploration	Bible, illustrations, activity sheets	20 minutes
Drama	See instructions	10 minutes
My GROW Adventure	Review	5 minutes
Closing Prayer	Candle	1 minute

### INSTRUCTIONS

# Adventures with GOD!

**My GROW Adventure with God Weekly Review:** As children enter take time to have them reflect on their adventure with God booklets and either discuss or use art materials to express their journey during the past week. You may wish to add any art work, written poems, prayers or songs to a GROW wall in the room. You can find my GROW Adventure with God materials at [CovChurch.org/children/adventures-with-god](http://CovChurch.org/children/adventures-with-god).

**Opening Prayer:** Gather children around a candle. Light the candle, and explain that we are entering into a special time with God. Encourage the children to hold their hands out in front of them, palms up, as a sign they are ready to receive what God has for them today.

**Prayer Example:** Lord God, thank you for making us, for loving us, for forgiving us, and guiding us. We know you are here with us right now. As we enter into your word, the Bible, help us draw close to you, to understand and to listen to what you have to say to us. Amen

(For safety sake, you may wish to extinguish the candle after the prayer.)

**Bible Reading:** Explain that as we read the Bible we do that first to spend time with God. Children can remain with hands out stretched, palms up, to receive the word as it's being read. Alternatively they can be invited to draw what they hear. Read Acts 10:39-43 two times and ask children to respond.

**Question Examples:** What did you notice in this passage? How does it make you feel? Was there anything you would ask God about that you didn't understand or was confusing? Is God saying anything to you though the passage?

**Craft:** Create an ornament that links Christmas with Easter. Provide materials so children can make a cross. The cross can be made out of Popsicle sticks that children can decorate and write the Key Verse on. Alternatively, you can use different colors of cardstock for children to cut out and decorate.

**Bible Exploration:** In the following pages you will find illustrations that can be drawn on large sheets of paper. As you talk through the Bible text, go from one illustration to the next. The idea is to connect the birth of Jesus, with his life, death and resurrection. Sometimes for children there is a disconnect between Jesus the baby and Jesus who died on a cross. Make a sort of timeline of Jesus' life using the illustrations, ending with Jesus' death and resurrection. The focus of this lesson is on God's forgiveness offered to us through Jesus' death on the cross.

# Adventures with GOD!

Invite children to draw a picture showing the connection between Christmas and Easter. Directions and illustrations are found on pages 4-13.

**Drama:** To contrast the forgiveness of God with our unwillingness sometimes to forgive, invite the children to act out the parable in Matthew 18:21-35, of the servant who didn't forgive the debt of his fellow servant in. Dialogue about the parable. Ask: What is the forgiveness we receive through Jesus' death? Do we deserve it? What does it mean to be forgiven? How does it feel to be forgiven? What should be our response to others? Why is it difficult to forgive? What do we learn from God's forgiveness to us? Make a list about what God's forgiveness looks like in our lives.

## **Today's GROW Adventure with God Review:**

**G=God's Word:** What is the story? (Give children an opportunity to express their understanding of the story).

**R=Relationships:** Is there anything in today's Bible story that shows us how we should or shouldn't share God's love with others? (Remind children that sometimes God uses the stories of the Bible to show us how we shouldn't act toward God or others. Give children a chance to consider how we might show God's love instead).

**O=Outward Action:** Is there anything in the Bible story that shows us how we should help or serve God or others? (Explore concrete ways the children could live this out in the coming week).

**W=Worship:** Is there anything in the Bible story that shows us how we should accept God's love for us and others? Ask: How do you feel about God? What would you like to say to God?

**Closing Prayer:** Gather children around the candle again. As you light the candle, explain that the flame is something that is present in the light and the darkness. The candle reminds us that God is always with us. Is there anything anyone wishes to say to God? After children have responded, close the prayer time.

**Prayer Example:** Lord God, we thank you that you are always with us, and always love us. It's good to be with you. Thank you for what we have learned today. Thank you for being with us and for teaching us through the Bible. Help us to remember what you have taught us today and to live it out when we leave. Amen



# Adventures with GOD!

## BIBLE EXPLORATION

Materials: large pieces of paper or card stock, tape, markers

Enlarge the illustrations on pages 5-13, or find your own illustrations. Glue the illustrations on to large sheets of cardstock or paper. Hang them on the wall, one on top of the other. As you talk through the life of Jesus, remove the illustrations as you go to reveal the illustrations underneath.


Last week the children reflected on Jesus coming to us as a baby and how we remember and celebrate his birthday every Christmas. But it's important to remember that Jesus didn't stay a baby. What happened in his life? He grew up and became a boy, a young man, a man. He healed people, he taught about God's kingdom, he performed miracles, and he was killed and rose again from the dead. What is it we celebrate on Easter? Why is Jesus' death and resurrection so important? What gift of God is made possible by his death and resurrection?

The illustrations represent the different stages of Jesus' life and ministry. Begin with God coming in the form of a baby, because of God's love for humanity and desire for people to be in relationship with their creator. Jesus grew as a child, growing in God's ways from his parents and the teachers in the temple. As he became a man, at 33 years old, he was baptized and began the ministry God planned for him. Jesus preached about God's kingdom and showed what God's kingdom is through actions, words, miracles, love, and relationships. Jesus' life was lived in sacrifice, culminating on the cross, where he was crucified for our sins. But the story didn't end there. God triumphed over death and Jesus was raised from the dead. The Bible says that because of Jesus' death and resurrection we, too, have died to sin and can experience forgiveness and new life.

# Adventures with GOD!

ILLUSTRATION


JESUS AS A BABY



# Adventures with GOD!

ILLUSTRATION


JESUS AS A CHILD



# Adventures with GOD!

ILLUSTRATION


JESUS AS A YOUNG MAN



# Adventures with GOD!

ILLUSTRATION

JESUS AS A MAN






# Adventures with GOD!

ILLUSTRATION

JESUS TEACHING



# Adventures with GOD!

ILLUSTRATION


JESUS HEALING



# Adventures with GOD!

## ILLUSTRATION

### JESUS ON THE CROSS



# Adventures with GOD!

## ILLUSTRATION

### JESUS RAISED FROM THE DEAD

