

# Adventures with GOD!

## GOD SPOKE TO NOAH (A.3.SPRING.3)

Biblical Reference	Genesis 6: 13-22; 7: 1-5; 8: 15-19
Key Verse	Genesis 7: 5
Key Concept	When God speaks to me, I must obey what God says
Educational Objectives	At the end of this lesson, children will be able to: <ol style="list-style-type: none"> <li>1. Draw what God commanded Noah to do.</li> <li>2. Name some of the animals Noah put into the ark.</li> <li>3. Discuss the Key Verse and ways to obey God during the week.</li> </ol>

### Life Application

God walked and talked with Adam and Eve face to face. Because of Adam and Eve's disobedience, they lost the privilege to see and hear God. After many years, God decided to destroy the earth because of the wickedness and sin that existed. Noah suffered because he was living in a sinful world. God spoke to Noah and gave him strange orders, but he carried out God's plan. Based on this story, we learn to hear God's voice, and although it sometimes seems God calls us to do impossible things, we are taught to be faithful through obedience.

### Possible Activities and Class Plan

Activity	Materials	Time
My GROW Adventure	GROW Adventure w/God materials	5 minutes
Opening Prayer	Candle	1 minute
Bible Reading	Bible	5 minutes
Introduction		10 minutes
Bible Exploration	Bible	10 minutes
Craft	Plastic Cups, String	10 minutes
Game		8 minutes
Snack		5 minutes
My GROW Adventure	Review	5 minutes
Closing Prayer	Candle	1 minute
Closing Prayer	Candle	1 minute

# Adventures with GOD!

## INSTRUCTIONS

**My GROW Adventure with God Weekly Review:** As children enter, take time to have them reflect on their adventure with God booklets, and either discuss or use art materials to express their journey during the past week. You may wish to add any art work, written poems, prayers or songs to a GROW wall in the room. You can find my GROW Adventure with God materials at [CovChurch.org/children/adventures-with-god](http://CovChurch.org/children/adventures-with-god).

**Opening Prayer:** Gather children around a candle. Light the candle, and explain that we are entering into a special time with God. Encourage the children to hold their hands out in front of them, palms up, as a sign they are ready to receive what God has for them today.

**Prayer Example:** Lord God, thank you for making us, for loving us, for forgiving us, and guiding us. We know you are here with us right now. As we enter into your word, the Bible, help us draw close to you, to understand and to listen to what you have to say to us. Amen

(For safety sake, you may wish to extinguish the candle after the prayer.)

**Bible Reading:** Explain that we read the Bible first to spend time with God. Children can remain with hands out stretched, palms up, to receive the word as it's being read. Alternatively they can be invited to draw what they hear. Read the Key Verse for the day twice and ask children to respond.

**Question Examples:** What did you notice in this passage? How does it make you feel? Was there anything you would ask God about that you didn't understand or was confusing? Is God saying anything to you though the story?

**Introduction:** Consider building/drawing a large ship (ark) out of cardboard. Collect images of animals from old books, magazines, or printed images. When children arrive, give each one an image of an animal to paste on the boat.

**Bible Exploration:** Open the Bible to introduce the topic for today. Children must understand that everything you say about Noah can be found in the Bible, so take time to encourage them to read and explore God's word. Ask children to sit in a circle (on the ground or on their own chairs). With the Bible open in your hands, begin telling the story. Reinforce the idea that in Noah's time, most people did not listen to God. Ask: In what ways do you think people disobeyed God? During that time, only Noah and his family obeyed God. So God decided to destroy the whole earth including the animals, plants and everything in it. Obedience saved Noah and his family. God commanded Noah to build a big ark to save his life, his family and two

# Adventures with GOD!

of every kind of animal. Imagine how great the ark must have been! God's command seemed strange, because the sea was very far away, but Noah obeyed through his faith. Noah worked very hard with the help of his children. While building the boat, Noah talked to the people and asked them to obey God, but they laughed, ignored the warnings, and thought he was crazy. Briefly tell the rest of the story, stressing obedience to God.

**Game:** Use a creative way to teach the Key Verse. Enlarge the picture on page 5, or create a large version of the maze on cardboard. Allow children to color and discuss the journey the animals took to reach Noah's ark.

**Craft:** Encourage children to color and cut the illustrations on page 7. There will likely be children who need your help cutting and assembling animal illustrations on popsicles sticks. Continue talking about Noah's obedience, the animals, ark, etc. If there is extra time, children can color illustrations on pages 8-9.

**Snack:** Serve a healthy snack. Take time to pray over food, and thank God for obedience. Explain that obedience to God brings many blessings, even though we may not understand the reasons. In our faithfulness, we know God has a wonderful plan for us.

## **Today's GROW Adventure with God Review:**

**G=God's Word:** What is the story? (give children an opportunity to express their understanding of the story).

**R=Relationships:** Is there anything in today's bible story that shows us how we should or shouldn't share God's love with others? (Remind children that sometimes God uses the stories of the bible to show us how we shouldn't act toward God or others. Give children a chance to consider how we might show God's love instead).

**O=Outward Action:** Is there anything in the bible story that shows us how we should help or serve God or others? (Explore concrete ways the children could live this out in the coming week).

**W=Worship:** Is there anything in the bible story that shows us how we should accept God's love for us and others? Ask: How do you feel about God? What would you like to say to God?

**Closing Prayer:** Gather children around the candle again. As you light the candle, explain that the flame is something that is present in the light and the darkness. In the same way, the candle

# Adventures with GOD!

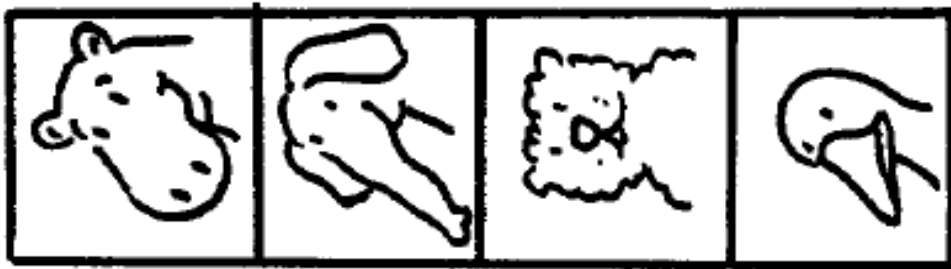
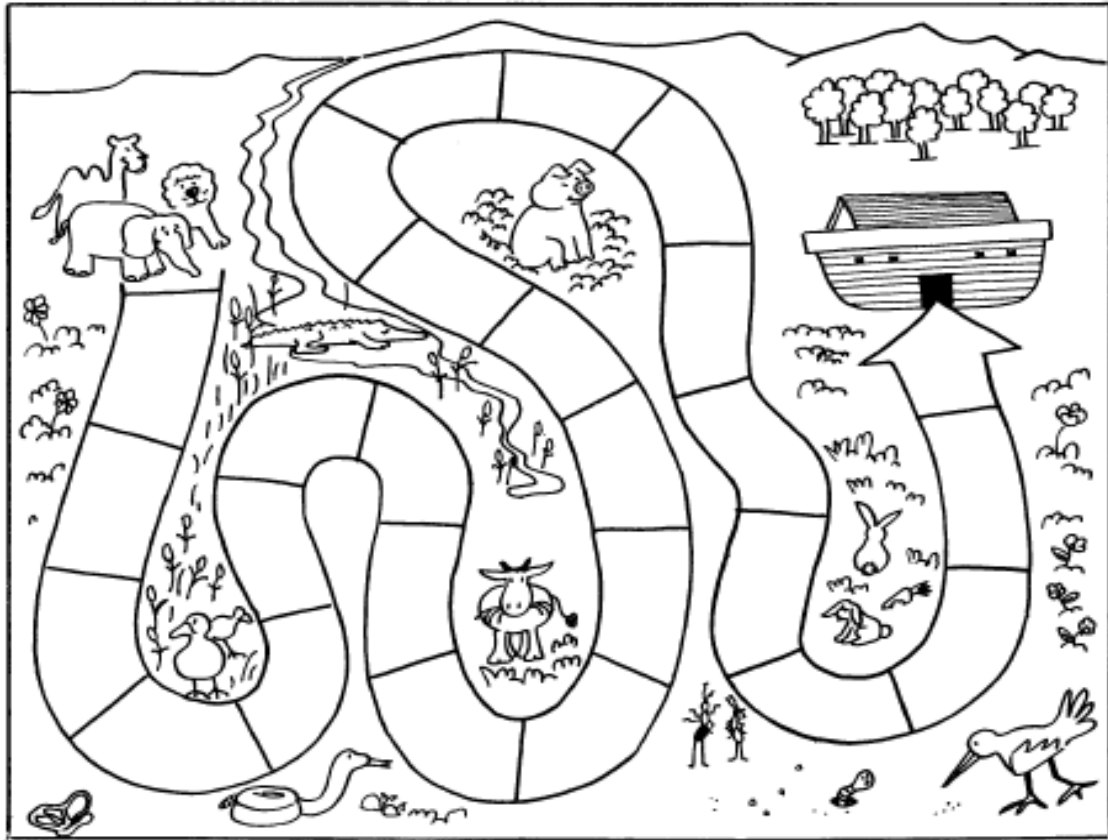
reminds us that God is always with us. Is there anything anyone wishes to say to God? After children have responded, close the prayer time.

**Prayer Example:** Lord God, we thank you that you are always with us, and always love us. It's good to be with you. Thank you for what we have learned today. Thank you for being with us and for teaching us through the Bible. Help us to remember what you have taught us today and to live it out when we leave. Amen

# Adventures with GOD!

## Game

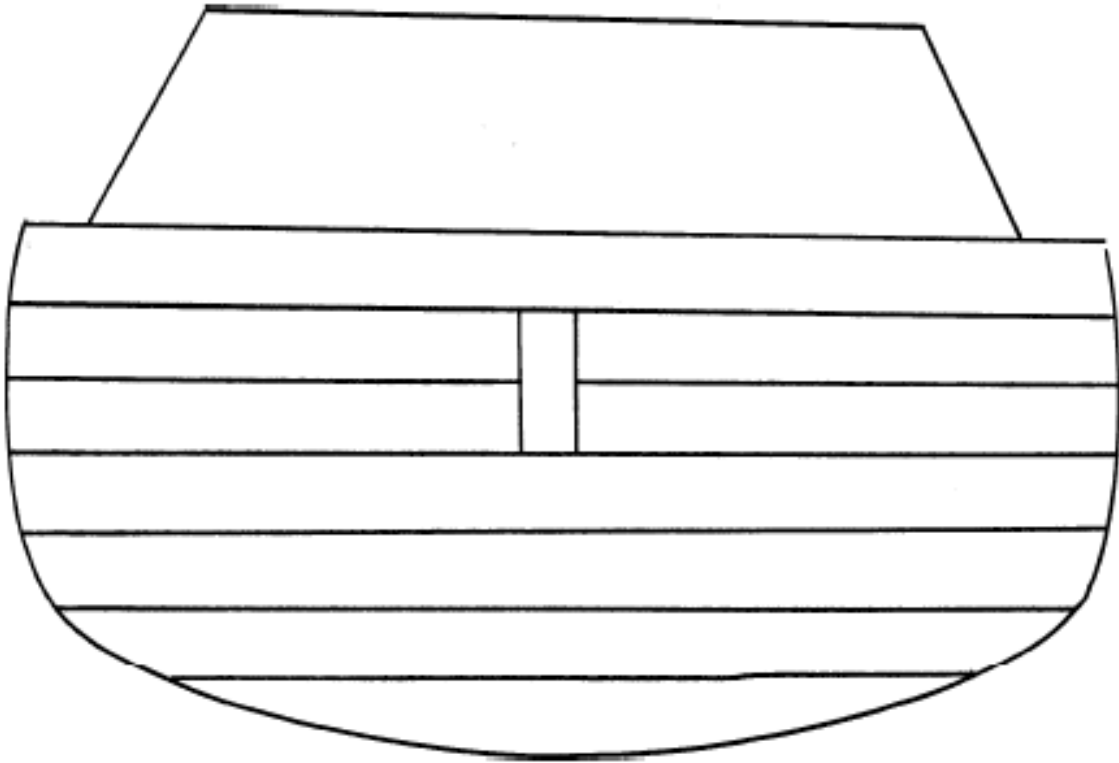
Enlarge or make your own (using cardboard) maze. Allow children to color and demonstrate the path animals need to take in order to reach the ark.



# Adventures with GOD!


## Craft

Color both illustrations on pages 6-7. Cut animals and stick the illustrations to popsicles sticks.



# Adventures with GOD!

Animals – Color, cut and glue to Popsicle sticks



# Adventures with GOD!

Noah, building the ark





# Adventures with GOD!

Noah's sons

