

Adventures with GOD!

GOD IS OUR GOOD FATHER (A.2.Spring.1)

| | |
|------------------------|---|
| Biblical Reference | Isaiah 64:8, John 14:1-4 |
| Key Verse | Isaiah 64:8 |
| Key Concept | God loves and cares for me. |
| Educational Objectives | At the end of the class today, children will be able to: 1. Dramatize how a family cares for each other. 2. Explain what it means that we are the work of God's hands. 3. Share how they can love and care for others. |

Life Application

The Bible teaches that God loves us, made us, and is always with us. In love, God created a wonderful world for us to explore. With love, God provides family and friends. God protects and cares for us in all places and at all times. Today children will learn that God is always taking care of us with love. Children will have the opportunity to express their gratitude for God's love and care.

Possible Activities and Class Plan

| Activity | Materials | Time |
|----------------|------------------------------|------------|
| Opening Prayer | Candle | 1 minute |
| Introduction | Photos and magazine cut outs | 5 minutes |
| Drama | See instructions | 15 minutes |
| Bible Story | Bible | 10 minutes |
| Craft | | 15 minutes |
| Closing Prayer | Candle | 1 minute |

Adventures with GOD!

INSTRUCTIONS

Opening Prayer

Gather children around the candle and explain that we are entering into a special time with God. Encourage the children to hold their hands out in front of them, palms up, as a sign they are ready to receive what God has for them today. Light the candle.

Prayer: God, we light this candle remembering: you made light, you made us, and you are with us now. Amen (For safety sake, you may wish to extinguish the candle after the prayer.)

Introduction: During this session, children will learn how God demonstrates care in the lives of many biblical characters, as well as in the lives of children. Look ahead and decorate the classroom walls with illustrations showing people caring for others. For example, mothers and fathers caring for children, older siblings playing with children, and so on. Attached you will find other artwork to hang on the walls if they are not cut from magazines.

Drama: When children arrive, encourage them to start building a house using a large piece of cardboard. You can also make a "house" using sheets or blankets hung from the ceiling or attached to the walls with ropes. Children can put "furniture" (beds made with blankets, chairs, etc.) and decorate their home as they wish.

They may appoint among themselves a father, mother and other family members. Observe what they do. Ask questions about normal family activities. What are mom and dad doing during the day? Who does the cooking? When children have had enough time in dialogue, invite them to sit next to you on the floor.

Bible Story: Open your Bible and read John 14. At this age, children will learn that you are reading stories right from the Bible. Start by saying that Jesus talked about a house that was in the place where his father was. Explain that Jesus had two fathers – Joseph, his earthly father, and God our Father in heaven. Ask questions: Do you find it interesting that Jesus has the same Father we do? Have you ever talked to God? How can we talk to God? Explain: Jesus taught us how to talk to God through prayer. Jesus said that we should talk to our God and address God by saying, "Our Father, who art in heaven...". Jesus once told his friends that God has a home, and is preparing a place in the house for each of God's children. God is our Father, and surely God is preparing a place for us there, too. We are all a part of God's family and God is always

Adventures with GOD!

with us. We can experience God's love and care through our parents, grandparents, and everyone else that loves and supports us. God also provides us with clothes and food. God knows everything we are feeling and is always ready to listen. We are blessed to have such a good Father in heaven.

Note: Please be sensitive to the children who may not have both parents in home. Try to explain with wisdom, so they will not feel self-conscious or feel discriminated against with the rest of the group. Explain that we have a heavenly Father who loves them and cares for them.

Craft: Color the picture on page 7. Read the verse. Ask: What do you think it means that we are the work of God's hands? If there is extra time, children can color accompanying illustrations on pages 4-6. Sing some songs that confirm what children have learned today. Perhaps serve refreshments and pray, thanking God for loving, protecting, and helping us every day.


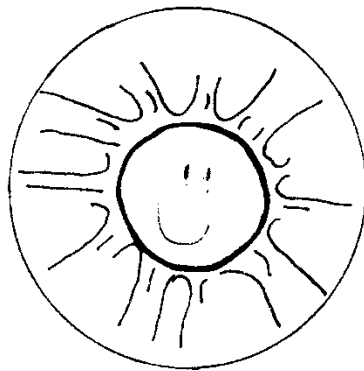


Closing Prayer

Gather children around the candle and light the candle again.

Prayer: Thank you God for loving us, and for sending your son Jesus into the world. Amen

Adventures with GOD!


Illustration – God provides us with these things



Adventures with GOD!




Adventures with GOD!



Adventures with GOD!

Illustration

Jesus loves us



Adventures with GOD!

Illustration

Color



**But now, O Lord, you are our Father;
we are the clay, and you are our potter;
we are all the work of your hand. (Isaiah 64:8)**

Adventures with GOD!

Worksheet

Circle and color the things below that you thank God for.

