

Adventures with GOD!

GOD GAVE ISAAC A WIFE (A.2.Spring.3)

Biblical Reference	Genesis 24
Key Verse	Isaiah 64:8
Key Concept	God knows what is best for my life
Educational Objectives	At the end of class today, children will be able to: 1. Name some things God does for us. 2. Dramatize the story. 3. Recite the Key Verse.

Life Application

God loves us and knows what we need. God even knows the people who will be part of lives. The Bible tells the story of a man who was given a very special companion from God. God knew what was best for Isaac, and God also knows what is best for our lives, and gives us what we need. Today children will learn to trust the love of the God and God's plan for our lives.

Possible Activities and Class Plan

Activity	Materials	Time
Opening Prayer	Candle	1 minute
Introduction	Illustrations, paper bags, scissors, crayons	15 minutes
Bible Story	Bible, puppets	10 minutes
Drama	Puppets, Bible	10 minutes
Craft	Worksheet, Crayons	10 minutes
Conclusion	Song, Snacks	10 minutes
Closing Prayer	Candle	1 minute

Adventures with GOD!

INSTRUCTIONS

Opening Prayer

Gather children around a candle and explain that we are entering into a special time with God. Encourage the children to hold their hands out in front of them, palms up, as a sign they are ready to receive what God has for them today. Light the candle.

Prayer: God we light this candle remembering: you made light, you made us, and you are with us now. Amen

(For safety sake, you may wish to extinguish the candle after the prayer.)

Introduction: Make the puppets with the illustrations attached on pages 3-7. Allow time for children to play with the puppets together. Enter into a time of dialogue by discussing their needs, problems, and joys. Remember that it's important to be aware of what's happening in the lives of the students. It's possible that many of them are going through needs of their own whether physical, material, or spiritual.

Bible Story: Open the Bible to the book of Genesis. Even if you know how to tell the story, it's important that you read from the Bible to set an example as they see you read the story. Use the puppets made of paper bags. It's important to learn that God is already thinking of our future as grownups. Explain that God has given us a great family and people that love us, and has already chosen special people who will be very important for us in the future. It's a good idea to have puppets or pictures of other nationalities. This will be a good way to help children understand that the family of God is greater and found in all parts of the world.

Drama: At this age, children usually have a tendency to want to talk to the puppets. Give children a chance to dramatize today's story. Let children choose the character and ask them questions.

Craft: Have children color the worksheet on page 8. Recite the Key Verse on the worksheet together.

Conclusions: Pick and play a song about God's love for us. Recite today's Key Verse again, and children can use puppets to sing along, too. Give thanks to God and for God's plan for our lives. Provide snacks and refreshments, while continuing to discuss what children learned today from the Bible story.


Closing Prayer

Gather children around the candle and light the candle again.



Prayer: Thank you God for loving us and for sending your son Jesus into the world.

Adventures with GOD!

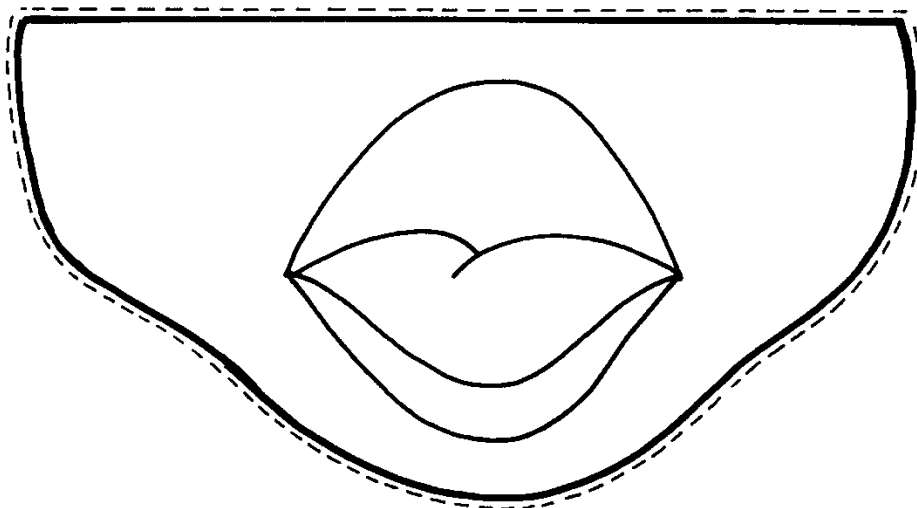
CRAFT
Puppets



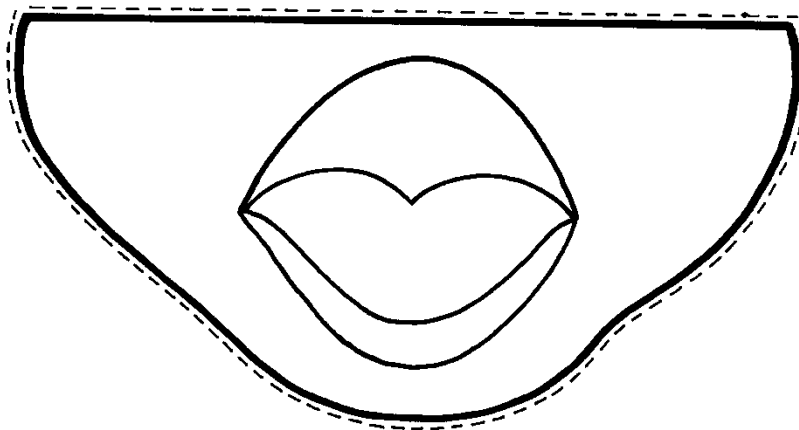

Adventures with GOD!




Adventures with GOD!



Adventures with GOD!




Adventures with GOD!



Adventures with GOD!

Worksheet



*But now, O Lord, you are our Father; we are the clay, and you are our potter; we are
all the work of your hand. (Isaiah 64:8)*