

# Adventures with GOD!

## GOD GIVES US A PATH THROUGH THE SEA (A.2.Spring.7)

Biblical Reference	Exodus 14
Key Verse	1 Peter 7:5
Key Concept	God leads me on a perfect path
Educational Objectives	At the end of class today, children will be able to: <ol style="list-style-type: none"> <li>1. Dramatize how the people of Israel felt when the sea opened.</li> <li>2. Draw what happened in history.</li> <li>3. Say the Key Verse and give thanks to God for loving and caring for them.</li> </ol>

### Life Application

It's important for children to learn about God's desire to lead them on a righteous path, and to trust that our lives are being led by God. During the class, children will learn about following a path of obedience to God, their parents, teachers and adults.

### Possible Activities and Class Plan

Activity	Materials	Time
Opening Prayer	Candle	1 minute
Introduction		5 minutes
Bible story	Bible, illustrations	10 minutes
Activity	Bower of water	10 minutes
Drama	Bible	10 minutes
Craft	Sheet, pencils	15 minutes
Conclusion	Review	5 minutes
Closing Prayer	Candle	1 minute

# Adventures with GOD!

## INSTRUCTIONS

### Opening Prayer

Gather children around a candle and explain that we are entering into a special time with God. Encourage the children to hold their hands out in front of them, palms up, as a sign they are ready to receive what God has for them today. Light the candle.

**Prayer:** God we light this candle remembering: you made light, you made us, and you are with us now. Amen (For safety sake, you may wish to extinguish the candle after the prayer.)

**Introduction:** Decorate the classroom walls with pictures of seas, rivers, boats, ships, people swimming, etc. Begin by encouraging children to observe the pictures. Ask children to share their own experiences of playing in the water. If some children have a fear of playing in water, think of another creative way to encourage conversation about God guiding our lives and caring for us.

**Bible Story:** Read the story before class to familiarize yourself with the details. To tell the story, use the accompanying drawings on pages 4-5. The people of Israel left Egypt and began their journey through the desert. Moses led the people, and the Lord always took care of them. Discuss how God was always attentive to their needs. Remember when God provided food? Remember when God provided water? We learn that God was always mindful and aware the need of the Israelites and it's the same with us. God cares, saves and provides what we need.

Explain how the Israelites began to complain again when they met in front of the great sea. The Israelites were afraid because the Egyptian soldiers were after them, and complained against Moses and God. But Moses went to God, and God answered his request. God gave them a wonderful miracle! Suddenly, the waters of the sea parted and God provided a wide, dry path for the Israelites to safely cross away from the Egyptians. The waters were parted long enough for everyone to cross through the sea. How is this possible? Who can do these things? God is powerful!

**Activity:** Have a large bowl of water on a table visible enough for children. Have the children make a circle. Ask questions about how the people of Israel felt to be in front of a large river. Then try to separate the water with your hands, everyone can try to do it, too. Since this is not possible, explain that only God can open the waters and make this wonderful miracle happen.

**Drama:** Children can act out the story by playing Moses and others. Encourage them to get creative!

**Craft:** Give each child a copy of the maze found on page 7 and trace the path that God wants us to follow.

# Adventures with GOD!

Conclusion: Emphasize once again that God is powerful, strong, and does amazing and wonderful things. Children should learn to trust God to help us through circumstances that seem challenging. Pray with children, asking God for help to trust and not be afraid.

## **Closing Prayer**

Gather children around the candle again. Light the candle.

**Prayer:** Thank you God for loving us, for sending your son Jesus into the world.

# Adventures with GOD!

## Illustration


Moses and the Red Sea



# Adventures with GOD!

## Illustration






The Egyptians in the Red Sea



# Adventures with GOD!

## Worksheet

Circle the way Moses and the Israelites crossed the Red Sea.



# Adventures with GOD!

## Worksheet

MAZE - Find the path that leads to Jesus.

