

Adventures with GOD!

GOD GIVES VICTORY (A.2.Spring.8)

Biblical Reference	Joshua 6
Key Verse	Proverbs 21:31
Key Concept	God helps me when I'm in trouble.
Educational Objectives	At the end of class today, children will be able to: <ol style="list-style-type: none"> 1. Dramatize what the people of Israel did to defeat Jericho. 2. Demonstrate how the Israelites felt when turning around Jericho. 3. Explain what victory is and recite the Key Verse.

Life Application

God deeply loves us, desires our trust, and gives us the necessary strength to confront difficult situations. The people of Israel fulfilled the orders that God commanded and gave them confidence that even if the plan seemed a little crazy, God gave them victory by knocking down the walls of Jericho. Reassure children that if they face difficult situations, children can trust in God to give them the strength.

Possible Activities and Class Plan

Activity	Materials	Time
Room set-up	balloons, streamers, etc.	5 minutes
Opening Prayer	Candle	1 minute
Introduction	Stone	10 minutes
Bible story	Illustrations, bible, crayons	10 minutes
Game	Illustration, plastic bottles or cardboard boxes, newspaper, plastic bags	15 minutes
Craft	Illustration, paper, crayons	10 minutes
Snack		5 minutes
Closing Prayer	Candle	1 minute

Adventures with GOD!

INSTRUCTIONS

Opening Prayer: Gather children around a candle and explain that we are entering into a special time with God. Encourage the children to hold their hands out in front of them, palms up, as a sign they are ready to receive what God has for them today. Light the candle.

Prayer: God we light this candle remembering: you made light, you made us, and you are with us now. Amen (For safety sake, you may wish to extinguish the candle after the prayer.)

Introduction: Have a few stones on hand. When children come into the classroom, ask if they could break the stone with their hands. Then, ask if they could break the stones with a shout. This introduction will help prepare their minds by the end of the story. You could ask other questions such as: What can we build with stones? Can we build houses? Who built their house?

Bible Story: Read the story ahead, and slowly give details of the story to capture the attention of children and keep them in suspense. Have copies of illustrations found on pages 5-7 for the story. It could be helpful to act out the story as told. Children can color and take the illustrations home.

How do you think the Israelites felt when they were following God's plans? The plan seemed strange right? It's good to ask questions just to make sure children understand the story. Ask children to shout the Key Verse, just as the Israelites shouted in the story.

Game: See game illustrations found on pages 8-9. Use plastic bottles or empty cardboard boxes to create a wall. Use small sandbags or create your own using plastic bags filled with newspaper. Each child will have a chance to knock down the wall while the others sing a song.

Craft: The craft can be found on page 4. Give each child a sheet of paper, and show them how to make a "trumpet" but wrapping the paper. You can also make copy of the trumpet illustration on page 4 for children to color.

Snack: Serve a snack and a cold drink. While eating the snack, talk to children about what they learned from class today, specifically asking if they learned anything new about God.

We must teach children to be grateful for everything God does with us. With their help make a list of the many things and ways we receive blessings from God. God is a powerful, loving God who delivers us from any difficult situation. It is important for children to remember these truths so they can trust in God.

Adventures with GOD!

Lead a prayer, or allow children to pray, giving thanks for the victories that God allows us to experience in our lives.

Closing Payer: Gather children around the candle again and then light the candle.

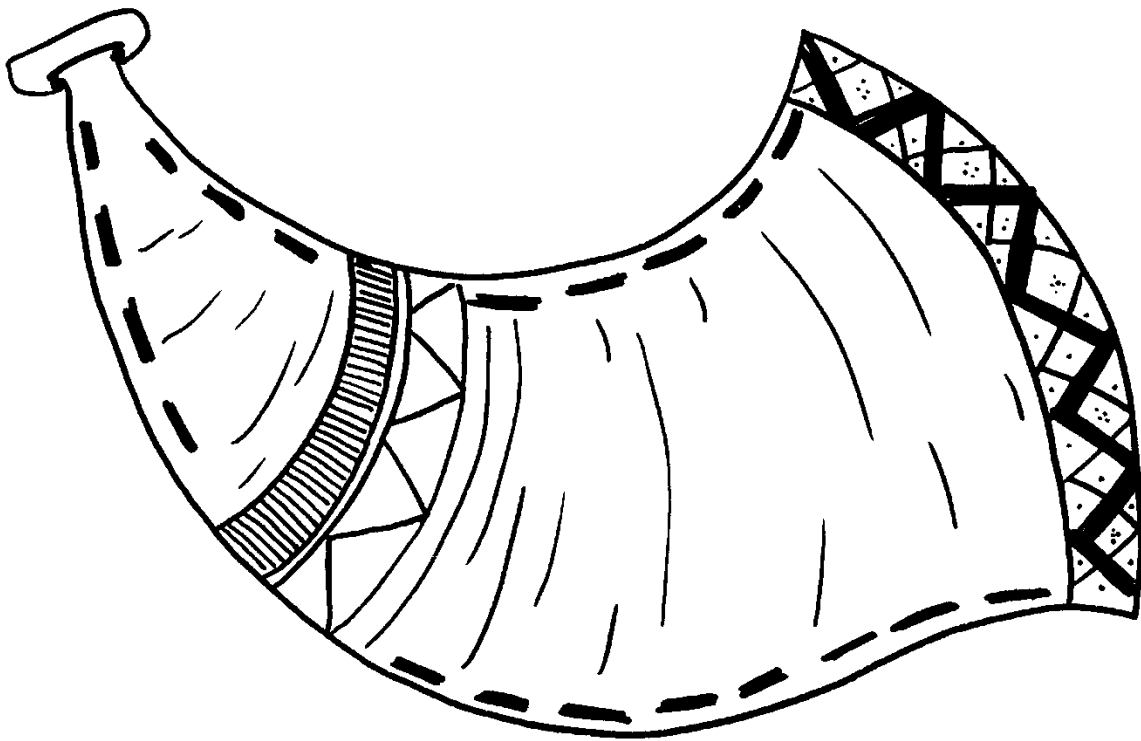
Prayer: Thank you God for loving us, for sending your son Jesus into the world.

Adventures with GOD!

Craft

A TRUMPET OF VICTORIA


God told Joshua that the people had to march around Jericho for six days. On the seventh day, they had to go around the city seven times and then blow their trumpets. They did what God said, and the city walls fell!



Adventures with GOD!


Illustration

Jericho



Adventures with GOD!


Illustration
THE TRUMPETS



Adventures with GOD!

Illustration

WALLS OF JERICHO FELL




Adventures with GOD!

Game

WALLS OF JERICHO

Jericho had thick stone walls. God told Joshua and the Israelites that if they obeyed, the big walls would fall. God gave Joshua instructions. The people obeyed, and on the seventh day, the walls fell.



Adventures with GOD!

Game

WALL OF JERICHO

You can fill bags with balls of newspaper if you do not have small sand bags. Allow each child a chance to knock down the wall while the others sing:

