

IDENTITY WITH GOD AND EACH OTHER

MODULE THREE	SESSION 1
<p>In this session we will explore what it means to be equally made in God's image, and to understand and celebrate that idea. We will examine Genesis 1:27, 29-31, and Psalm 139:13-16.</p>	
<p>KEY POINT: God has made us unique and distinct from one another for his good and perfect purposes.</p>	
PREPARATION	30 MINUTES
LESSON	1 HOUR
<p>Hyperlinks are set on URLs throughout the Justice Journey PDF. A single list of all links is also available at: covchurch.org/justicejourney/links</p>	

Session #

Made in God's Image

KEY WORDS

DIVERSITY: Variety, difference. God made a variety of people, plants, animals, and planets and called them good.

INJUSTICE: WHEN THINGS ARE NOT THE WAY GOD INTENDS. When something is unfair, resulting from privilege or the sin of selfishness, or oppression.

OPPRESSION: Unjust treatment or control of others through unfair systems of laws.

PRIVILEGE: An unfair advantage available to some people but not to other people.

RACE: Shared common physical characteristics.

SUPPLIES

For this lesson you will need

- A handout that depicts a range of different flowers/plants
- A handout that depicts a range of different animals
- A handout of children's faces from a variety of ethnic backgrounds. To download visit: covchurch.org/justicejourney/links
- If possible, a small mirror for each child

PREPARATION

Create a handout with a word cloud on it that spans a range of academic subjects, hobbies, and interests.

Potential entries include:

Math	Softball
Language Arts	Soccer
Science	Tennis
Technology	Bowling
Physical Education	Sports
Music	Ballet/Dance
Musical Instrument	Church/Youth Group
Art	Service
Theatre	Instagram
Singing	Snapchat
Baseball	YouTube
Football	Fortnite
Running	Video Games
Basketball	

(Feel free to add whatever seems relevant for your group—think about the children in your ministry and contextualize for them.)

Welcome

Spend the first few minutes talking with each child about what they enjoy, what has been hard about their week, how they are feeling, what they are looking forward to.

It may be helpful for some children to have drawing or craft items available to help them process their thoughts.

PRAYER

Gather children in a circle for opening prayer. Explain we are entering a special time with God. Encourage children to hold their palms up as a sign we are ready to receive what God shares with us today. You may want to light a candle as a sign that God will show us how to light our way in love when we find ourselves in a dark or difficult place.

PRAY: God you love each of us and you purposely made all of us different. Because of your love for us, you offer each of us eternal life through your son Jesus and fill us with your Spirit so we may be guided by you. We look forward to what we will learn from you today and how it will help us to love others in the same way you love us.

Opening Activity

SUPPLIES: Handouts with word cloud, animals, flowers, and children for each child

SAY: Let's start today by taking a few minutes to look at this handout, and circle which items or activities you enjoy the most on this list. Encourage children to also add things they do if they're not on the list. Which of these things do you enjoy? Give children a few minutes to respond.

SAY: Now before we go around and share, let me ask you a question. Do you think your handout will look exactly the same as another person's? Why or why not?

INVITE ANSWERS

ASK: Have you ever looked around and noticed how many different kinds of flowers there are in the world? Or animals? Did you know that there are more than 45,000 kinds of spiders in the world?

Show handouts of flowers and animals. Feel free to fill in with your preferred specific example.

ASK: Can anyone give me an example of a flower you know?

When you receive answers, say, "That's a beautiful flower! Can you imagine if it were the only kind of flower that existed in the whole world? What would that be like? A

little boring, right? God's way is different—he loves to create things that are different yet all equally beautiful and valued. You can see this in all of creation, such as in the flowers and animals we were just talking about. But it also applies to us as people.”

EXPLAIN: We use a word to describe the wide variety of things in the world that God has created: diversity.

WRITE ON THE BOARD IF YOU HAVE ONE

EXPLAIN: Diversity means variety or difference. God loves creating different kinds of the same thing. God creates a diversity of flowers. God creates a diversity of animals. God loves creating so many versions of the same thing because God is the greatest artist! God's artistry brought the world into being and inspires beauty all around us. Diversity is one of the most magnificent elements of God's artistry!

SAY: Let's go around and share what we each marked on our handouts.

Spend time letting the children share and affirming each child's particular interests and talents.

ASK: Who has given each of you those talents and interests? Where do they come from?

INVITE RESPONSES

SAY: I'd like each of you to pick one thing you circled and thank God for creating you with that specific talent or interest.

Go around the room and let each child fill in the following sentence: "Thank you, God, for my _____. " Feel free to model this for the children.

Let's see what the Bible says about how each one of us was created.

Bible Time

SUPPLIES: Bible, drawing paper, crayons handouts of children

READ GENESIS 1:27, 29-31 AND PSALM 139:13-16.

DISCUSS

SAY: These verses provide some important teachings about who created us and how. Let's first talk about the verses in Genesis. What do they say about God? (God created us,

God provides for us, God loves us.)

ASK: Who is made in God's image? (Women, men, kids, every race, ethnicity, immigrants, refugees, and people with disabilities are all equally made in God's image.)

SAY: Each of us are equally made in God's image. That means boys and girls, men and woman, and all the diverse people from all around the world. That is pretty amazing. This is an important way that we are different from flowers and animals. Human beings are made in God's image, both boys and girls. You are made in God's image. And you are, and you are, and you are (point to each child). Each and every one of us is made in God's image. We are all so different, so unique, and yet we are each equally made in God's image. Every single human being on earth—that is nearly seven and a half billion people—is equally made in the image of God. This is a mystery, but somehow part of what it means to be a human being is that all of us together reflect who God is in a special and unique way.

SELF PORTRAITS

Encourage children to draw a picture of themselves. Assure them that they are made by God and God loves them.

Show the handout with the children of different ethnic backgrounds, and ask the children to share their pictures of themselves.

EXPLAIN: It does not matter where you are from, what you like or don't like, whether you have a home or not, whether your skin is dark or light, whether you have lots of money or none at all—each of you is made in the image of God. In God's eyes, we are each loved and valued equally.

SAY: Let's look at the passage from Psalm 139. Can someone read this for us?

EXPLAIN: I love this phrase, "wonderfully made." Who has made you so wonderfully? God has! Nothing about you is a mistake. Not your hair color, your eye color, your skin color, your talents, or your interests. God has designed you exactly as he has intended for his purposes.

What would you like to say to God? Write it on the paper with your picture.

Application Activity

Let's see if we understand this idea of what it means to be made in God's image.

1. People have a special spiritual relationship with God.

What are some ways you can think of that we can relate or communicate with God? What are some ways God communicates and relates with us? (Prayer, God's word, Jesus, the Holy Spirit)

2. God creates and we can create. What are some things God has created? What can we create?

3. God's creation is diverse. That means that God made us all different on purpose and called it good. We are different individually and as races. And just as God loves each of us who are different, we are supposed to love those who are different from us. How can we love those who are different from us?

4. We receive love from God and can give love to God and others. What are some ways we know God loves us? What are some ways we love God and others?

5. We have free choice. Because God loves us, we can choose to do what God would want us to do, or we can choose to disobey God.

6. God gives us the responsibility of helping to make things right. We won't always make the right choice, but God wants us to notice injustice and help to make it right. If we discover we have an advantage over someone else, God wants us to notice and do something about it because all of us are God's children.

What do you think God would want us to do in these situations?

- I have plenty of food but there are others who don't have enough?
- I'm never made fun of for my skin color, features, or culture but how should I respond when I hear or see someone else being made fun of for these things?
- In John 15:12 Jesus says we should love one another, who do you think the one another is? And how should we show them they are loved by God?

ASK: What does it look like when we choose God's way? What does it look like when we choose not to follow God?

EXPLAIN: We are still made in God's image even when we choose not to follow God. But when we do this, we focus more on ourselves than on God or others. We separate

ourselves from God. Because God loves us, God sent Jesus so we can be forgiven of our sin and learn how to love God and others.

Today we have learned that we are made in God's image and that God made each of us different. We also learned we are to love those who are different from us just as God loves all of us.

Closing Activity

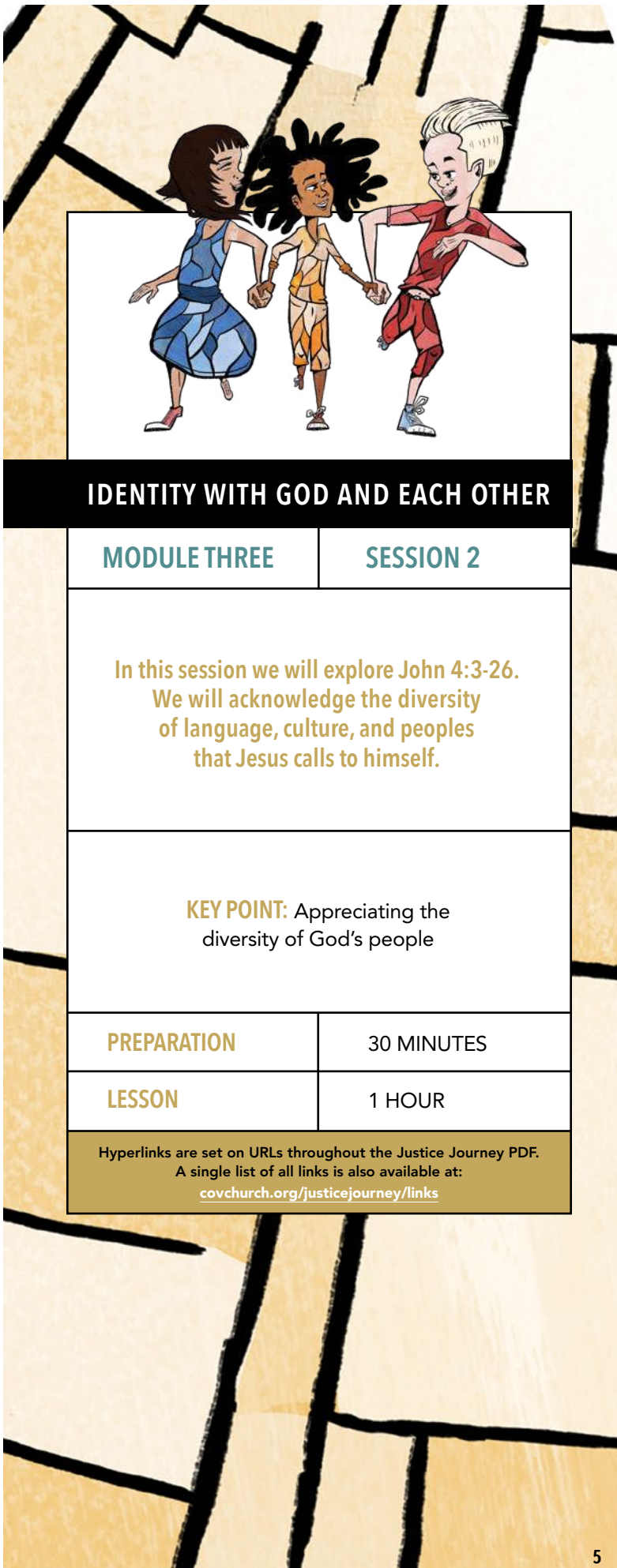
SUPPLIES: Mirror for each child (optional)


Hand out mirrors to each child if you have them.

SAY: Notice the things that you can see, like your reflection, what you look like. Remember that God loves you, made you special and unique, wants to communicate with you, wants you to create, and wants you to love others just as God loves you!

CLOSE IN PRAYER

Thank you, God, for making each one of us different. Thank you for loving us and choosing to make us and all people throughout the world. Help us to love those who are different from us and to celebrate and rejoice that we are all different because this is the way you made us.





IDENTITY WITH GOD AND EACH OTHER

MODULE THREE	SESSION 2
<p>In this session we will explore John 4:3-26. We will acknowledge the diversity of language, culture, and peoples that Jesus calls to himself.</p>	
<p>KEY POINT: Appreciating the diversity of God's people</p>	
PREPARATION	30 MINUTES
LESSON	1 HOUR
<p>Hyperlinks are set on URLs throughout the Justice Journey PDF. A single list of all links is also available at: covchurch.org/justicejourney/links</p>	

Session #

2 Appreciating the Diversity of God's People

KEY WORDS

CULTURE: The food language, arts, games, traditions and practices of people groups all around the world.

DIVERSITY: Variety, difference. God made a variety of people, plants, animals, and planets and called them good.

ETHNICITY: Belonging to a group with a common cultural tradition.

RACE: Shared common physical characteristics.

SUPPLIES

For this lesson you will need

- The book *Whoever You Are* by Mem Fox
- The book *Separate is Never Equal* by Duncan Tonatui
- Magazines
- Three poster boards
- Scissors and glue sticks
- A handout of children's faces from a variety of ethnic backgrounds. To download visit: covchurch.org/justicejourney/links

PREPARATION

- Cut out the letters "ECC," one letter per poster board size paper, posted up on the wall.
- Cut out pictures of children of different ethnicities.

Welcome

Spend the first few minutes talking with each child about what they enjoy, what has been hard about their week, how they are feeling, what they are looking forward to.

It may be helpful for some children to have drawing or craft items available for them to process their thoughts.

PRAYER

Gather children in a circle for opening prayer. Explain we are entering a special time with God. Encourage children to hold their palms up as a sign we are ready to receive what God shares with us today. You may want to light a candle as a sign that God will show us how to light our way in love when we find ourselves in a dark or difficult place.

PRAY: God you love each of us and you purposely made all of us different. Because of your love for us, you offer each of us eternal life through your son Jesus and fill us with your Spirit so we may be guided by you. We look forward to what we will learn from you today and how it will help us to love others in the same way you love us.

Opening Activity

SUPPLIES: Crayons or markers, drawing paper, book *Whoever You Are* by Mem Fox

EXPLAIN: Today we are going to read a book about children from around the world. As we read notice how these children are similar to or different from you.

READ: *Whoever You Are* by Mem Fox

DISCUSS

What are some things you notice about the children in this book?

Give children blank sheets of paper for drawing or construction paper for creating.

ASK: Who do you belong to? What is your background? What are your favorite things to do? How are you the same or different from your friends?

Allow a few minutes for children to draw or create a story about themselves. Then take some time to share their drawings with the group.

EXPLAIN: Notice that each of us is different, but we also enjoy some things that are the same. One thing we share is loving Jesus and knowing that Jesus loves us.

We all need each other, and Jesus wants us all to love each other just as Jesus loves us. The same holds true for those outside the church. Jesus wants us to reach out and love those who are not yet a part of the church.

Bible Time

SUPPLIES: Crayons or markers, drawing paper, or playdough

ASK: What countries are there in the world? Ask children to name all the countries they can think of.

SAY: Does everyone look the same in each country? Does everyone speak the same language? Is everyone equally made in God's image?

Today we are going to read a passage of Scripture in which two people groups lived near each other (Samaritans and Jews) but were not equally cared for.

READ JOHN 4:3-26.

As you read through the Scripture make note of these things:

1. Jesus was tired and thirsty.
2. Jesus converses with a Samaritan woman. This would never take place among Jewish religious leaders as Samaritans were disliked by the Jews.
3. Living water refers to Christ's loving presence in our lives.
4. We can be thirsty for water and also thirsty for God, for God's loving presence.
5. Jesus tells the woman that she won't have to thirst for God any longer because if she accepts Jesus as her Messiah, God's Son, and her Savior, God's spiritual presence will always be with her. She will have eternal life and she will be able to worship God anywhere.
6. Jesus is showing us he loves everyone and that everyone may receive God's eternal love and life.

After reading the Scripture together, hand out paper or playdough, and ask children to draw or mold something that stands out to them in the story. Read it twice more while they work. Invite the children to share what they created.

DISCUSS

- Why do you think God made different races and people groups?
- Do you think everyone is special to Jesus no matter what they look like or where they come from?
- Do you think God likes only one kind of music? Clothing? Food? Dance? Culture?
- How can we celebrate diversity as a gift from God, as a beautiful part of God's intentionality in creation?

Application Activity

SUPPLIES: Large cutouts of the letters "ECC," images of children from around the world

Today we are going to work together and showcase our God-given diversity in the Evangelical Covenant Church. You see these big letters, ECC, here on the board? Look how empty and boring these letters look. Let's help create some diversity!

FIRST LETS DRAW A PICTURE OF OURSELVES.

EXPLAIN: On the table are copies of photographs of children from all over the world. Let's cut out pictures of these children and glue them on to the big letters so we can fill up the "ECC" with faces of children from every background and create a beautiful mosaic together. Let's see if we can fill up the whole space.

Optional: Include the drawing of the children.

Help children as needed to complete this collage together. Once the letters are done, affix them to a larger piece of paper/butcher paper with a phrase such as "*Equally made in God's Image: We Are Diverse, and Unified as One, as the Body of Christ*" below the big letters. Take a photo of the final product, and print copies to give to all the children the following session. Display in the church and encourage adult leaders to call attention to the children's work in a future service.

NOTE: You could take a picture of the children next to the collage rather than attach their drawings.

Closing Activity

SAY: I love the unity that we have created in this collage together. It's a wonderful picture of the diversity God has created in the church/world. We look like one unified, loving body of Christ!

Sometimes as we move through life we may encounter friction between different groups in the body. (Gently move one of the big letters away from the others.) Let us remember this picture we created as being one that celebrates all the uniquenesses of who God has created us to be while still being a united body.

READ: *Separate is Never Equal.*

- What is this story about?
- How do you think Jesus was feeling when Sylvia was not allowed in the school?
- How was Sylvia brave?
- If we see an injustice like this how should we respond?

Even when challenging times come, even when you are in busy times with others in the body of Christ, remember that beauty comes from the diversity that God has created, and unity comes as we love one another across differences and take action to being about justice and fairness for all God's people. Because the love of Christ is stronger than any other force that might seek to divide us and destroy our unity. (*Bring the big letters back together in unity.*)


Interactive Encounter

1. Contact another local Covenant congregation in your area or the same time zone that will be having a church service and children's program at the same time as your own church. If possible, find another church with demographics that are different from your own. Use a laptop to set up a video conferencing call via Skype, FaceTime, Zoom, or similar technology. Plan for each group to teach a worship song to the other group. If you can do this in different languages, all the better!
2. Invite someone in from another race, culture, or country to share their faith walk, cultural traditions, and challenges. Provide space for children to ask questions and consider a plan of action for any challenges that could be addressed by the children.

CLOSE IN PRAYER

(SAY THIS IN UNISON):

Jesus, help us to remember the beauty that comes from our differences and the unity that comes as we love one another because your love is stronger than any force that might seek to divide us and destroy our unity.



IDENTITY WITH GOD AND EACH OTHER

MODULE THREE	SESSION 3
<p>In this session we will explore how some people are treated as less valuable and are persecuted, which is contrary to the will of God.</p>	
<p>KEY POINT: God made, loves, and values everyone equally, and God calls us to love each other.</p>	
PREPARATION	30 MINUTES
LESSON	1 HOUR
<p>Hyperlinks are set on URLs throughout the Justice Journey PDF. A single list of all links is also available at: covchurch.org/justicejourney/links</p>	

Session #

Treating and Valuing Everyone Equally

KEY WORDS

ETHNICITY: Belonging to a group with a common cultural tradition.

INJUSTICE: When things are not the way God intends. When something is unfair, resulting from privilege or the sin of selfishness or oppression.

OPPRESSION: When people are harmed by injustice and hurt by unfair systems and laws.

PREJUDICE: Not knowing a person but mistreating them and believing things about them because of the color of their skin, gender, ethnicity, or where they are from.

SUPPLIES

For this lesson you will need

- A laptop or computer with internet access, or download the following movie trailer before the session, and make sure it is able to play as well as be heard in the room you are using.
- *Wonder* movie trailer:
<https://www.youtube.com/watch?v=YRXmuv7JP-A>
- Blank index cards and markers
- Craft sticks
- *All Around the World* video:
<https://www.youtube.com/watch?v=2SNg7Q52vDs>
(Lyrics on last page of this session)

Welcome

Spend the first few minutes talking with each child about what they enjoy, what has been difficult about their week or day, how they are feeling, what they are looking forward to. It may be helpful for some children to have drawing or craft items available for them to process their thoughts. Or you could draw a line on the board with a happy face on one end and a sad face at the other and ask them to put an x on the line that shows how they are feeling and then discuss.

PRAYER

Gather children in a circle for opening prayer. Explain we are entering a special time with God. Encourage children to hold their palms up as a sign we are ready to receive what God shares with us today. You may want to light a candle as a sign that God will show us how to light our way in love when we find ourselves in a dark or difficult place.

PRAY: God you love each of us and you purposely made all of us different. Because of your love for us, you offer each of us eternal life through your son Jesus and fill us with your Spirit so we may be guided by you. We look forward to what we will learn from you today and how it will help us to love others in the same way you love us.

Opening Activity

SUPPLIES: A media player

EXPLAIN: Have any of you seen the movie *Wonder* or read the book? Ask for a show of hands, and invite a summary of the story if anyone would like to offer one. Then show the trailer.

WATCH: *Wonder* video trailer

<https://www.youtube.com/watch?v=YRXmuv7JP-A>

In this story, the main character, Auggie Pullman, has a rare medical condition that affects the development of the bones and tissues in his face. His parents have chosen to homeschool him through fourth grade, and he is very smart. But now his mom is unable to keep up with his learning, so Auggie is headed to school for the first time.

What were some of the initial responses the kids had to Auggie when they first saw him?

INVITE RESPONSES

SAY: Many of the kids stared at him, or whispered to one another, right? Some even stepped away from him and put distance between themselves and him. How do you think that made him feel?

Allow time for children to answer.

Although all humans were created in God's image as we discussed in Session 1, sometimes we do not treat each other with kindness and justice. In fact, people can cause harm to others who are different from them for all kinds of reasons. It could be because their bodies look different—like Auggie's did. It could be because of where you live, or where your parents grew up, or the shape of your eyes, or the color of your skin, or hair, or what kind of things you like to eat or do. There are all kinds of ways that people consider other people in the world as being less valuable. This makes God very sad, because each one of us is equally made in God's image and we are all equally loved and valued by our creator.

Bible Time

SUPPLIES: Index cards, markers, craft sticks (optional)

Let's see how Jesus tells us to treat people who are different from us.

During the time of Jesus, Jewish people thought Samaritans were inferior (less important or not equally made in the image of God), or not equal, to them. They didn't talk to or even get close to a Samaritan.

But Jesus says we should love each other and see each other as neighbors, even when we are different. Let's see who does this in the story today.

READ LUKE 10:25-29.

EXPLAIN: Let's look for the two key things God wants us to do. What does it look like to love God with our whole heart, and love our neighbor as much as we love ourselves?

This is a three part question on what it means to love God, love our neighbor, and love ourselves.

EXPLAIN: Let's look at the rest of the story to see who our neighbor is.

**READ AND ACT OUT LUKE 10:30-37.
(THE GOOD SAMARITAN)**

Assign the following roles:

- Traveler
- Robbers
- Priest (pastor)
- Levite (religious leader)
- Samaritan
- Innkeeper

(As an alternative, you could ask children to draw each character, tape them to a craft stick and perform this as a stick puppet show.)

ASK:

- Who was not a neighbor? Why?
- Who was a neighbor? Why?
- Are there times when we leave someone out when we are playing at school? Why?
- Do you think Jesus loves all of us, no matter what we look like or where we are from?

WHO WAS THE NEIGHBOR IN THIS STORY?

What does it mean to be a neighbor according to Jesus?

Activity

LEARNING FROM THE PAST

EXPLAIN: Today we are going to read two true accounts of people who were treated unjustly, in ways that went against the will of God. They were people with many gifts and dreams just like you, but they were oppressed.

Read through each story, and ask the children to respond to the questions after each one.

NATIVE AMERICANS

In 1838, President Martin Van Buren sent General Winfield Scott and 7,000 soldiers to remove Cherokee Indian people from their native land so white settlers could live there instead. Scott and his troops used bayonets (long guns with knives) to force the Cherokee people out of their homes while white people went into their homes and stole their belongings. Then the soldiers marched the Cherokee people more than 1,200 miles to what was called "Indian territory." More than 5,000 of the Cherokee people died on the trip because of illness and lack of food. Today, some

people call this terrible journey, and others like this one, the Trail of Tears.

The federal government promised that their new land would remain theirs forever, but soon U.S. armies and white settlers pushed westward, and the government broke its promise as the Cherokee people were forced out of their homes again. The land they were allocated was reduced again and again. In 1907, Oklahoma became a state and Indian territory was gone for good.

ASK:

- What was the situation?
- Who was treated poorly?
- How were they treated poorly?
- Do you think the Cherokee people were able to fully use their creativity and gifts?
- Who misses out when a person is not able to develop and share their giftedness?
- How do you think God feels when we treat his children this way?
- What are your thoughts or questions if you have first nation ancestors?
- What do you think God would want us to do?

SLAVERY IN THE U.S.

Slavery in America started in 1619, when a Dutch ship brought 20 African slaves to the British colony of Jamestown, Virginia. By 1850 more than 3 million black slaves were in the U.S. Many died on the ships as they sailed from Africa to America. Those who survived were sold as slaves. Slaves had to do hard work for their masters, but they did not earn any money at all. As you can imagine, this made masters very rich while slaves stayed very poor. Families were split up. A wife would be sold to one buyer, a husband to another, and their children to yet another. They would never see each other again but would be forced to work their whole lives as slaves until they died. When black children were born, they could be taken from their families and sold to someone else. This went on for hundreds of years, even though 5,000 black soldiers helped the colonies to gain independence from the British during the Revolutionary War and 179,000 served in the Union army during the Civil War.

When slavery was officially abolished in 1865, black people were still treated unfairly in this country. They were not allowed to vote, sit in white restaurants, drink from white

drinking fountains, live in white neighborhoods, or go to the nicest schools that were only for white kids.

ASK:

- What was the situation?
- Who was treated poorly?
- How were they treated poorly?
- Do you think they were able to fully use their creativity and gifts?
- Who misses out when a person is not able to develop and share their giftedness?
- How do you think God feels when we treat his children this way?
- What are your thoughts or questions if you had ancestors who were slaves?
- What do you think God would want us to do?

It is important that we learn from past wrongs we have committed as human beings towards one another. This is how we will become sensitive toward those who have faced past and present persecution and work together to correct the wrongs for a better future.

Application Activity

WHO IS YOUR "AUGGIE"?

Show the trailer for *Wonder* again.

<https://www.youtube.com/watch?v=YRXmuv7JP-A>

SAY: Imagine you were at the school that day, and you are seeing Auggie for the first time. How could you have acted differently from the kids at Auggie's school? How could you have shown that you know Auggie is made in God's image, just like you?

INVITE RESPONSES

SAY: Let's think about our own context. Think about your school, your activities, your neighborhood, your family. Is there anyone you can think of who might be treated differently by other people than they should be? Maybe, like Auggie, they are being ignored or teased, or people keep their distance for some reason. Take a moment to think about that person.

Give kids time to think about their selected person.

SAY: Take an index card and using the markers on the table, draw something to remind you of this person. You

may choose to draw him or her, or maybe you will draw something that helps remind you of him or her. On the back of the card, write down one thing you can do to treat that person as God might want you to.

Give kids time to complete the activity. Invite them to share about who they chose and what they said they would do.

SAY: It is wonderful to hear the ways in which you are thinking about how you can treat one person in your life with respect and kindness. This is what it means to be a follower of Jesus!

Bible Note

The Golden Rule

Write Luke 6:31 on the board: "Do to others as you would have them do to you."

EXPLAIN: As we seek to be like Jesus in all we think, do, and say, this instruction from him that appears in the Gospel of Luke can be a lifelong guide to how we are to treat people. Let's read it together. (*Recite verse.*)

ASK: What does this verse mean?

(*Invite responses, or explain if it's unclear.*)

EXPLAIN: Some people call this "the Golden Rule," but it's actually God's rule for how we are to treat other people who are all equally made in his image.

ASK: What are some ways you would like people to treat you? When someone hurts you does it help when they apologize? How might we apologize if our ancestors enslaved people or took away their land? Solicit and affirm responses. If time permits, have children write the verse on a piece of paper and decorate or draw a picture of a way we can be kind to others.

Closing Activity

SUPPLIES: A media player, song sheets

"ALL AROUND THE WORLD"

LYRICS PROVIDED TO PRINT OUT BEFOREHAND:

To close out the session, summarize the key teaching points from Sessions 1 and 2, and remind the children of what they have experienced and learned:

1. We are each wonderfully made in God's image.
2. God loves diversity and has created a beautifully diverse world full of unique people who all have equal value in God's eyes.
3. Therefore, we are to treat one another equally and value every person the same.

Then, teach and sing the following song together, taken from the Weird Animals VBS. You can show the video first, then teach the lyrics, then end with the hand motions.

WATCH: <https://www.youtube.com/watch?v=2SNg7Q52vDs>

The video also features an array of diverse animals, so it provides another opportunity to emphasize that our God is creative and values diversity, both in animals and in people!

CLOSE IN PRAYER

God, help us to learn and appreciate the diversity of those around us. Help us to always value people as made in your image and when we see someone who is being treated unjustly because of their race, remind us to speak up and take action as an act of love. Help us, Lord, to be a neighbor like the good Samaritan. Amen.

All Around the World GROUP PUBLISHING

All around the world something's going on
about Jesus' love, it's amazing.
He loves us so so much
with a love so strong
no one else could love us more.
It's amazing.

We're all a little different, in many different ways,
no matter where we come from, God loves us the same.
None of us are perfect, so he forgives our sin,
Jesus is our Savior, his love will never end.

All around the world something's going on
about Jesus' love, it's amazing.
He loves us so so much
with a love so strong
no one else could love us more.
It's amazing.

We're all a little different, in many different ways,
no matter where we come from, God loves us the same.
None of us are perfect, so he forgives our sin,
Jesus is our Savior, his love will never end.

Jesus' love is one of a kind, he loves us so much
we're always on his mind.
Jesus' love is one of a kind, he loves us so much
we're always on his mind.
Jesus' love is one of a kind, he loves us so much
we're always on his mind.
Jesus' love is one of a kind, he loves us so much
we're always on his mind.

All around the world something's going on
about Jesus' love, it's amazing.
He loves us so so much
with a love so strong
no one else could love us more.
It's amazing.

All around the world something's going on
about Jesus' love, it's amazing.
He loves us so so much
with a love so strong
no one else could love us more.
It's amazing.

No one else could love us more, it's amazing
No one else could love us more, it's amazing.

JUSTICE JOURNEY

for kids

covchurch.org/JusticeJourney



The Evangelical Covenant Church

LOVE MERCY DO JUSTICE
MAKE & DEEPEN DISCIPLES