

JESUS, THE ANSWER AND THE WAY

MODULE SEVEN

SESSION 1

In this session we will explore what it means to be lost. Jesus loves us and will help us to love and find our way in a broken world. We will also provide an opportunity for children to receive Jesus as their Lord and Savior.

KEY POINT: Jesus, the Son of God, is the only way to the Father and the answer to our sins

PREPARATION

30 MINUTES

LESSON

1 HOUR

Hyperlinks are set on URLs throughout the Justice Journey PDF. A single list of all links is also available at:

covchurch.org/justicejourney/links

Session #

Jesus, the Way

KEY WORDS

ETERNAL LIFE: A timeless infinite relationship with God, free from the injustice, brokenness and pain of this world.

INJUSTICE: When something is unfair, resulting from privilege or the sin of selfishness or oppression.

LORD: Someone who we follow and try to be like. Jesus, unlike other lords, is loving, caring, and just.

OPPRESSION: Unjust treatment or control of others through unfair systems of laws.

PRIVILEGE: An unfair advantage available to some people, but not to other people.

SAVIOR: Jesus offers to forgive and save us from a life of self-focused sin, and fill us with his love and Spirit to help us live a life loving others.

SUPPLIES

For this lesson you will need

- A media player
- Drawing paper
- Markers/crayons
- Craft sticks
- Stuffed animal
- Glue
- Paper plates
- Three 3 x 5 index cards
- Construction paper, including different skin tones
- A large sheet of paper or poster board
- Copies of emoticon poster (one per child, see attached)
- Amazing Grace sung by Chris Tomlin video: <https://www.youtube.com/watch?v=Jbe7OruLk8I>

PREPARATION

Write the information below on three 3 x 5 cards, bold type on one side and questions on the other, then hide them in the room.

- **Jesus says he is the way. When we accept Jesus as our Lord and Savior, Jesus is always with us and will show us the way.** In what ways do you think Jesus wants us to love and treat others who are different from us?
- **Jesus says he is the truth. Jesus says we live out the truth by loving him and loving others.** How can we do this?
- **Jesus says he is the life. We have eternal life with Jesus when we accept Jesus as our Lord and Savior.** What do you think eternal life is? What does it mean that Jesus is our Lord? Our Savior? How might Jesus help us live a life of kindness toward everyone?

Write this prayer out large enough for children to read together. *Dear Jesus, we praise you for showing us the way of helping to make things right. We now know that you are the only way for us and for those who are lost and without you. We love you and we want to honor you with our lives. Amen.*

OBJECTIVES

1. Identify ways in which one can get or be lost physically, emotionally, or spiritually.
2. Name ways in which hymn writer John Newton was lost.
3. Explain what Jesus means when he says he is the way in John 14:6.
4. Invite children to receive Jesus.

Welcome

SUPPLIES: Drawing paper, markers/crayons

As children arrive encourage them to draw a picture with a hidden object in it. Then have the other children try to guess what the hidden object is. While they are drawing, ask each child what they enjoy, what has been hard about their week, how they are feeling, and what they are looking forward to.

PRAYER

Gather children in a circle for opening prayer. Explain we are entering a special time with God. Encourage children to hold their palms up as a sign we are ready to receive what God shares with us today. You may want to light a candle as a sign that God will show us how to light our way in love when we find ourselves in a dark or difficult place.

PRAY: God you love each of us and you purposely made all of us different. Because of your love for us, you offer each of us eternal life through your son Jesus and fill us with your Spirit so we may be guided by you. We look forward to what we will learn from you today and how it will help us to love others in the same way you love us.

Opening Activity

SUPPLIES: Stuffed animal

Before children arrive hide a small stuffed animal in the room. Tell the class you have lost something very special and ask them to help you find it. Once the animal is found give enthusiastic praise to all the children for looking.

EXPLAIN: Today we're are going to talk about losing our way and finding our way. We will begin by listening to a story of how a boy got lost in the woods.

Cody Sheehy is standing in a grassy meadow in northeast Oregon, surrounded by dark pines, spruce, and juniper trees. Today, Cody, lives here with his family in remote, rugged Wallowa County. But when Cody was six years old—a mere

40 pounds and three and a half feet tall—he got lost in these woods while playing with his older sister during a springtime family picnic. Within a few hours, a search party began looking for him, crisscrossing the Blue Mountains on horseback all night as rain fell and temperatures hovered just above freezing. They never found him.

As he walked Cody, got himself more lost. Over 18 hours, he walked an estimated 14 to 20 miles out of the mountains and into the sparsely populated Wallowa Valley. During that journey he fell into a river of freezing water, climbed a tree to escape two terrifying coyotes, and hid from a passing car because—as he recalls it—his reptile brain had taken over. He was cold and exhausted, and just kept on walking. Cody finally stumbled out of the forest and into a grassy meadow then kept walking down a steep mountain road until he reached town. He planned to keep going on his own and walk all the way home. But a teenager waiting for the bus saw he was having difficulty walking and talked him into accepting help. They knocked on the door of an older lady, who called the sheriff. A police officer drove Cody home. When he got there, his parents threw their arms around him and thanked God he was alive.

Story from Emma Maris, *Outside*, November 2018.

ASK:

- Have you ever been lost?
- How did it feel? What were you thinking?

EXPLAIN: Sometimes we can set off and get lost on our own. If you got lost, wouldn't you have wished someone would have told you how to find your way? Or even better, held your hand and shown you the way home?

EXPLAIN: As we grow up, it's possible we might still get lost at places we visit for the first time. For example, we may get lost or feel lost on our first day at a new school.

ASK: Who might be there to help us?

EXPLAIN: Sometimes, there are situations in life where we will not be physically lost, but we feel lost. Maybe we are angry or upset or are mean to others and we say and do things that hurt others. That's another way of being lost.

ASK:

- What are some ways you have seen others treated unfairly?
- When have you or someone else said hurtful things?
- When have you seen someone made fun of?

EXPLAIN: These are also ways of being lost—doing things that God would not want us to do.

Application Activity

SUPPLIES: Markers/crayons, plain white paper, and poster or sheets of emoticons

Pass out drawing supplies and instruct students to draw faces of how others feel when they are treated unfairly or have been made fun of? Or how witnessing others being mistreated made you feel?

An alternative to this activity could be to give each student a small poster with several faces showing different emotions along with the name of the emotion printed. In this manner they could articulate and name the exact emotion they have felt in the situations described above.

Talk about the activity.

Bible Time

EXPLAIN: Now let's see how Jesus, in his own words, tells us about finding our way. In this case it's not about being lost in the woods but about being lost by the way we treat others. When we say or do hurtful and sinful things, we have lost our way to love and care for others like Jesus.

In the story we will read today, Jesus is very close to his death by crucifixion. The disciples are worried about the future without Jesus. How would they know what to do or where to go? They felt lost. Let's see what Jesus said to them.

READ John 14: 1-7.

Participation Activity

SUPPLIES: The three cards with statements and questions

Encourage the children to search for the three cards you have hidden in the room. As each card is found have a child read the bold type on one side and then ask the question(s) of the class on the other. Then search for the next card and repeat.

(**OPTION:** act out the answers to the questions.)

Application Activity

Today we began by reading about a boy who was lost. Now we are going to learn about a man who once lost his way because he was focused on himself instead of Jesus. His name was John Newton. He did not know the truth of Jesus and treated others badly.

The story behind the hymn "Amazing Grace."

John Newton's mom died when he was six. He often got into trouble as he grew up. When he became a man, Newton was a slave ship master, which meant he brought people from Africa to be enslaved in England. Even though God lovingly created us with different color skin, John Newton and other white people thought they were better than others because they had white skin. These people treated the men, women, and children of Africa terribly, and chained them tightly in the bottom of ships, for two to six months with little or no food. Many would die before they even got to England. None of them would ever see their families again or be treated as God wanted them to be treated.

DISCUSS

Why is it wrong for one group of people to believe they are better because of the color of their skin?

Imagine if you had been taken from your parents, mistreated every day, and chained to the bottom of a ship for months, given little or no food and never having a chance to see your parents again.

How do you think God feels about this?

On his last trip John Newton's ship got caught in a violent storm. Many people who were being taken into slavery died and Newton became very sick. He prayed to God to save the ship. God helped him to see the terrible way he

was treating others. He prayed not just to be forgiven but to change his life. He stopped being a slave trader and devoted his life to God.

John Newton did not forget what God had reminded him of on the ship. He learned that living for Jesus and following Jesus's way meant changing his life and working to change the evil ways of those who had enslaved others. Newton confessed to all the terrible things he had done as a slave trader and joined the fight to abolish the African slave trade in England.

John Newton became a pastor and wrote many hymns, including the well-known "Amazing Grace."

*Amazing grace! how sweet the sound
That saved a wretch like me!
I once was lost but now am found,
Was blind but now I see.*

Jesus changed the way John Newton lived his life. He was lost. He treated other men, women, and children as slaves. He did not treat them as God's children. Jesus changed his life.

When John Newton received Jesus as his Lord and Savior, he not only wrote hymns, he began to see everyone as God's children and worked to help those who were being hurt.





ASK:

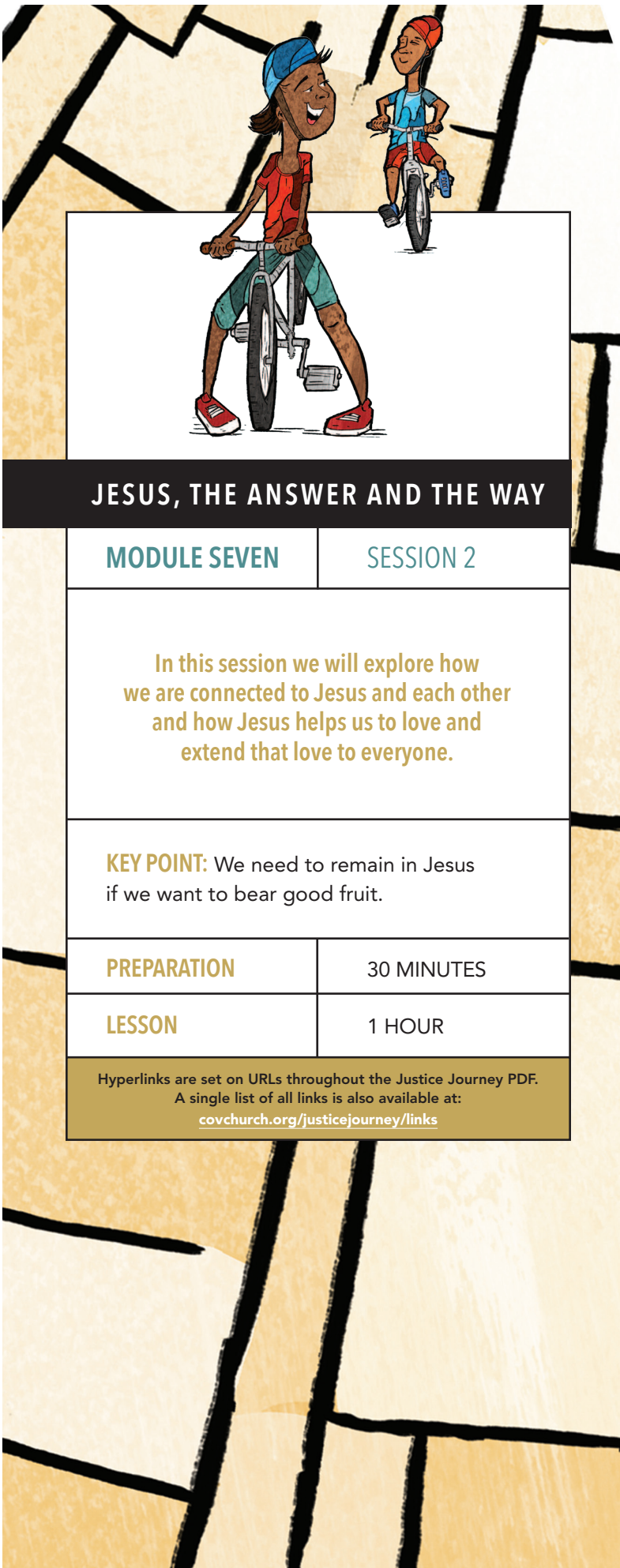
- Do you think John Newton was lost? In which ways was he lost? Could you give examples?
- How did John Newton find the way? Who was the way for him?
- How was John Newton's life changed after he found the way? How did he show his life was changed?

In the U.S. if you are African American, Latino, or Native American you are more likely to be made fun of, be stopped by the police, not be allowed to live in white neighborhoods, make less money than a white person, and go to jail longer than a white person for the same crime. This is known as injustice—something that isn't fair, resulting from privilege or the sin of selfishness, or oppression. Privilege is an unfair advantage only available to a person or group of people. Oppression is unjust treatment or control of others through unfair systems of laws.

John Newton followed Jesus's example and worked to change the injustice. What can we do to change the

Emoticons





Session #

2

Jesus, the True Vine

JESUS, THE ANSWER AND THE WAY

MODULE SEVEN

SESSION 2

In this session we will explore how we are connected to Jesus and each other and how Jesus helps us to love and extend that love to everyone.

KEY POINT: We need to remain in Jesus if we want to bear good fruit.

PREPARATION

30 MINUTES

LESSON

1 HOUR

Hyperlinks are set on URLs throughout the Justice Journey PDF. A single list of all links is also available at: covchurch.org/justicejourney/links

KEY WORDS

DISCRIMINATION: Unfair treatment of others because they are different than we are.

OPPRESSION: Unjust treatment or control of others through unfair systems of laws.

PRIVILEGE: An unfair advantage available to some people, but not to other people.

RACE: Shared common physical characteristics.

SUPPLIES

For this lesson you will need

- A media player
- Blue painter's tape or rope
- Cardboard crosses
- Rocks, blocks, coins, or marbles
- Markers/crayons
- Copies of grapevine picture (one per child, see attached)
- Construction paper
- Several large cardboard boxes
- Acts of kindness video: <https://www.youtube.com/watch?v=rweIE8yyY0U>
- Grapevine pruning video: <https://www.youtube.com/watch?v=VE5Aw9Wn5F4>
- This is our house video: https://www.youtube.com/watch?v=wf_n6yjr9T0

PREPARATION

Print enough grapevines from the PDF provided for each child and paste to a sheet of construction paper. Cut enough crosses from cardboard for each child to have one.

OBJECTIVES

1. Identify what “good fruit” is and ways in which one can bear good fruit.
2. Reflect on separation and injustice.
3. Name ways in which the good fruit can be transformed in good actions done toward others.
4. Identify how Jesus wants us to respond to our differences.

Welcome

SUPPLIES: Drawing or craft supplies

Spend the first few minutes talking with each child as they arrive and ask what they have enjoyed this past week, what has been hard, and what they are looking forward to. It may be helpful to have drawing or craft items available to help them process their thoughts.

PRAYER

Gather children in a circle for opening prayer. Explain we are entering a special time with God. Encourage children to hold their palms up as a sign we are ready to receive what God shares with us today. You may want to light a candle as a sign that God will show us how to light our way in love when we find ourselves in a dark or difficult place.

PRAY: God you love each of us and you purposely made all of us different. Because of your love for us, you offer each of us eternal life through your son Jesus and fill us with your Spirit so we may be guided by you. We look forward to what we will learn from you today and how it will help us to love others in the same way you love us.

Opening Activity

SUPPLIES: Blue painter’s tape or rope, cardboard crosses, small objects such as rocks, blocks, coins, marbles, balls, etc.

Make a circle on the floor using a rope or blue painter tape. Ask all the children to enter the circle. Have children pair up and lock elbows on one side. Hand each student a cardboard cross to hold in their hand. Tell them this is a sign they are each connected to Jesus and they may not set the cross down or leave the circle.

Next, have them place their cross in the hand of the arm whose elbow is locked around their partner’s. This will free up their outside hand to pick up objects. Now place several small objects such as rocks, blocks, coins, marbles, or balls just outside the circle. Explain that the object of

the game is to work together, taking turns as partners to move all the objects to the inside of the circle.

ASK:

- What was challenging about this game?
- Why do you think it was important not to let go of the cross?
- What was good and what was hard about being linked together?

EXPLAIN: We are connected to Jesus so we can fulfill the will of God to love others. Some people choose to break away from Jesus, but if we stay connected with Jesus and each other, we can work together to follow Jesus and love others. We need Jesus and we need each other to fulfill the will and love of God. Jesus's will is that everyone would love and be connected with each other.

The passage that we will study today talks about a vine, its branches, and the fruit it produces. As an opening activity, we are going to learn how a farmer prunes a vine. The farmer says that the vine needs pruning in order to maximize fruit production.

Video Activity

SUPPLIES: A media player

Gather the kids around the video player and play the video on pruning.

<https://www.youtube.com/watch?v=VE5Aw9Wn5F4>

ASK:

- What is pruning? (Removing non-productive or dead branches)
- What is the goal of pruning? (Produce more fruit)
- Did the farmer want the growth to grow up or down? (Up)
- Why is it important to stay connected to the vine? (In order to bear fruit)

Pruning is about caring for the plant. As we read our Bible story, we will see that Jesus compares pruning to caring for those who love him.

Jesus's fruit is different from the fruit of a plant. To bear fruit means to share Jesus's love with others.

Bible Time

As we can see from the farmer in the video, it is very important that the grapevine produce fruit in abundance.

In the Bible, Jesus compares himself to the vine and he compares his followers, those who believe in Jesus Christ, to the branches. Jesus expects his followers, the branches, to bear much fruit by sharing Christ's love with others. Jesus knows that we can only bear fruit if we are connected to the vine, Jesus.

READ John 15:1-8.

DISCUSS: As we can see from this passage, bearing good fruit is an important aspect of the Christian life. The farmer (Jesus) takes care of us, just like the farmer in the video. By pruning the vine, the farmer makes the plant stronger and it produces more fruit.

ASK: Why is it important that we not let go of the vine/ Jesus?

EXPLAIN: Without Jesus we will not be able to share God's love with others. We, as followers of Jesus, must show that we remain in Jesus by bearing fruit. We do this by loving others and sharing Jesus's love with others.

ASK: What might this look like?

EXPLAIN: We can show that we remain in Jesus and Jesus remains in us by how we treat other people, regardless of their race (skin color), language, nationality (where a person is from), and abilities. We cannot remain in Jesus, and Jesus cannot remain in us, if we do not act like Jesus and we go around mistreating people.

ASK:

- Why do you think God purposefully made us look different, and each have different skills and gifts?
- Do people always act kindly toward those who look or act differently from them? Why do you think this is?
- Do you think Jesus would prefer we are connected or separated from each other?
- What do you think happens when we want to live separated from Jesus?
- What would be some of the behaviors that we begin to show when we are not living in Jesus and Jesus is not living in us?

Application Activity

SUPPLIES: A media player

We are going to watch a popular story: *This Is Our House*. George, the main character, is mean and unfair, he discriminates against his friends and neighbors based on how they look or based on what they do.

Gather the kids around the video player and play: https://www.youtube.com/watch?v=wf_n6yjr9T0

ASK:

- How did George behave?
- Can you name some of the things he did?
- How do you think his friends felt?
- Do you think George is behaving like a follower of Jesus?
- What would he have to do to behave like Jesus would want him to behave?

REVIEW: George did not want to share his house with people who: were girls, were small, were twins, wear glasses, like tunnels, have red hair, etc.

ASK:

- How did George feel when the other kids did not let him into the house?
- What is the conclusion of the video?
- What would you have done if you were George?

EXPLAIN: In the United States, there have been people like George who felt they were better than others because their skin was white and they did not want to share. These people stole the land of Indigenous people, and made laws that said Native Americans, African Americans, people from Asia, Mexico, and Central and South America could only live in certain places away from white people. Their racism even led them so far away from God's love that they said that Asian, African American, Indigenous, and Latino students couldn't even go to the same schools as white students, which also meant that they did not get the same new textbooks, nice playground equipment, and weren't allowed to drink from the same water fountains as the white students.

Sin led these people to abuse their privilege in ways that caused oppression. Like George, some people do not want to treat others fairly, share, and let others into their spaces. They want it all for themselves.

ASK:

- What do you think God has to say about this?
- What do you think God would want us to do to change it?

Let's make a list of the ways God made people different. Examples: ethnicity, gender, abilities, size, age, etc.

ASK: How does God want us to respond to people who are different from us? How can we celebrate our differences? How can our actions toward others bring glory to God?

Application Activity

SUPPLIES: Large cardboard boxes or blue painter's tape, paper and markers/crayons

The cardboard house

Pass out large flat boxes to each group of 4 or 5 or more (depending on how big the cardboard box is) and ask each group to create a house and get in it.

Alternative house activity

Mark off a square on the floor with blue painter's tape for each child or every 2-3 children. Explain that each child/group receives a square which is their home and they can then use paper to draw or create things that are in their house.

With each option, encourage students to invite others to their houses. In this manner, students will visit different houses and feel welcome as they go from house to house.

Invite students to share, how they felt being welcomed at the houses they visited?


Closing Activity


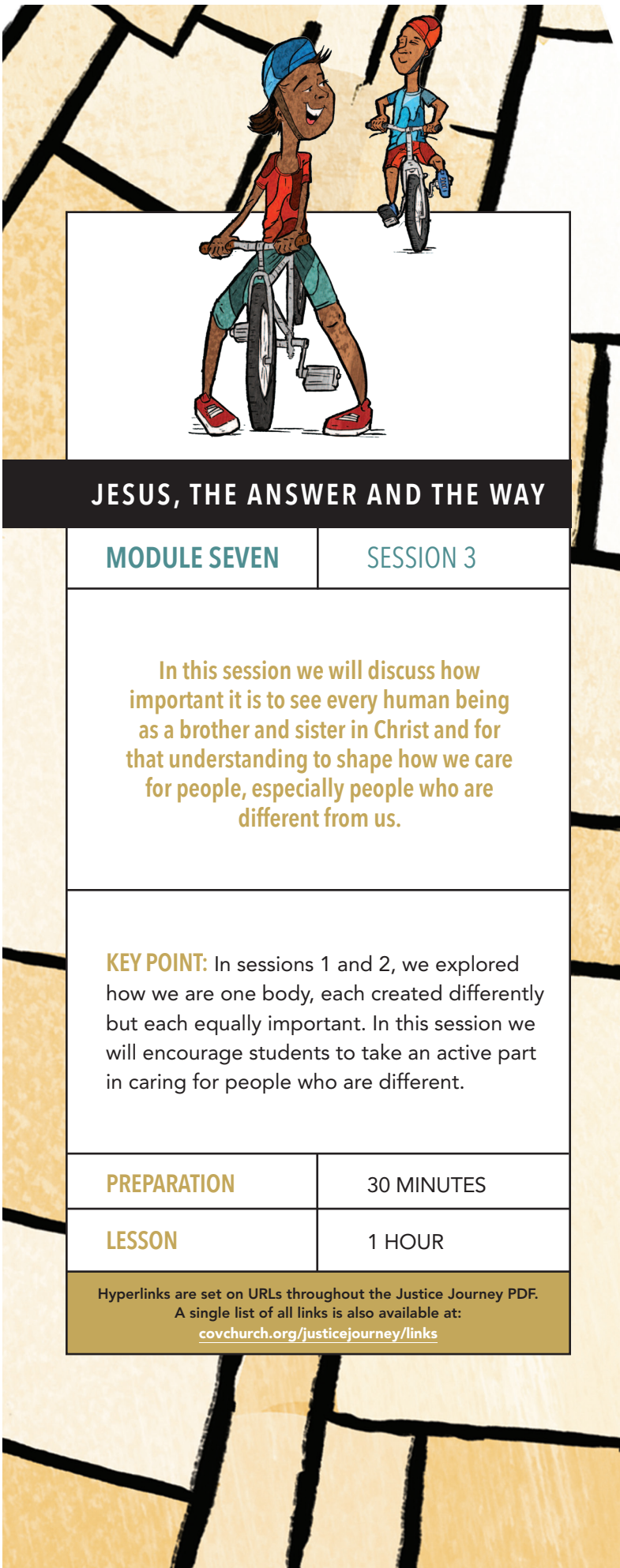
SUPPLIES: A media player, grapevine paper, markers/crayons

Gather the kids around the video player and watch the video *Kids Explain Kindness*. <https://www.youtube.com/watch?v=cFmZV5THGYc>

After watching the video, pass out the sheet with the drawing of a grapevine. Instruct students to write in each grape acts of kindness that they will practice in their lives to show others that Jesus remains in them and they remain in Jesus. Allow a few minutes for this activity. Depending on the age of the students, they could color the drawing also.

Grapevine





JESUS, THE ANSWER AND THE WAY

MODULE SEVEN

SESSION 3

In this session we will discuss how important it is to see every human being as a brother and sister in Christ and for that understanding to shape how we care for people, especially people who are different from us.

KEY POINT: In sessions 1 and 2, we explored how we are one body, each created differently but each equally important. In this session we will encourage students to take an active part in caring for people who are different.

PREPARATION

30 MINUTES

LESSON

1 HOUR

Hyperlinks are set on URLs throughout the Justice Journey PDF. A single list of all links is also available at: covchurch.org/justicejourney/links

Session #

A New Commandment

KEY WORDS

OPPRESSION: Unjust treatment or control of others through unfair systems of laws.

PRIVILEGE: An unfair advantage available to some people, but not to other people.

SUPPLIES

For this lesson you will need

- A media player
- Copies of heart puzzle picture (*one per child, see attached*)
- A poster with the Ten Commandments (*attached*)
- A piece of poster board or cardboard
- Markers/crayons
- 3 x 5 index cards
- Glue sticks
- White and red construction paper
- Plain paper
- Envelopes
- Strips of paper
- Masking tape
- Heavy paper or file folders (*one per child*)
- Healing of paralyzed man video: <https://www.youtube.com/watch?v=0LqHYkGU4Zg>

PREPARATION

Cut out hearts, then cut them into pieces. Place the pieces for each heart into separate envelopes (see puzzle attached). Cut out a large red heart. Write out John 13:34 on the heart and glue it to the piece of cardboard or poster board. Write the "What if" questions from within the lesson on separate 3 x 5 cards. Write out the Bible verse, John 13:34, on strips of paper.

OBJECTIVES

1. Identify ways in which one can show love to others.
2. Name ways in which Jesus set an example for us on how to love one another.
3. Give examples of how you can show love for others.

Welcome

SUPPLIES: Paper, markers/crayons

As children arrive encourage them to draw ways we can love and care for someone. While they are drawing, ask each child what they enjoy, what has been hard about their week, how they are feeling and what they are looking forward to.

PRAYER

Gather children in a circle for opening prayer. Explain we are entering a special time with God. Encourage children to hold their palms up as a sign we are ready to receive what God shares with us today. You may want to light a candle as a sign that God will show us how to light our way in love when we find ourselves in a dark or difficult place.

PRAY: God you love each of us and you purposely made all of us different. Because of your love for us, you offer each of us eternal life through your son Jesus and fill us with your Spirit so we may be guided by you. We look forward to what we will learn from you today and how it will help us to love others in the same way you love us.

Opening Activity

SUPPLIES: Heart pieces in envelopes, large heart

Give children an envelope with the pieces of the heart puzzle, and a sheet of white construction paper with a heart traced on it. Ask students to put the puzzle together. Explain that they will be able to glue it together at the end of the lesson.

Showing a heart on a large piece of red construction paper, ask:

- What do you think of when you see a heart?
- How can you tell when someone loves you?

ASK:

- How do you feel when people show that they love you?
- How do you think other people feel when you show love to them?

EXPLAIN: We all need to feel loved. We all crave love from others.

In the Old Testament, before Jesus lived on the earth, God gave the Ten Commandments to Moses, and people tried to live their lives honoring God by following the Ten Commandments (show the table of the Ten Commandments). But of course, people don't always live by these commands of God. Often, we do hurt others. We say mean things, we are sometimes mean to others who look or act differently from us. But when Jesus came to the earth, he gave us a new commandment, a new way to live, and a new way to relate to others regardless of someone's background, religion, race, gender, language, nationality, or if they have a disability. This new command was to love everyone, including those who are different from us because we all belong to God's one diverse family.

Bible Time

Jesus is having his last meal (The Last Supper) with the disciples. During this meal, Jesus told the disciples he would soon be leaving, and Jesus gave his disciples a new commandment.

READ JOHN 13:34-35.

“A new command I give you: Love one another. As I have loved you, so you must love one another. By this everyone will know that you are my disciples, if you love one another.”

ASK:

- What is a commandment? Is it a suggestion, a question, a request, or God’s instructions to us?
- What is a command? (*Something God tells us to do.*)
- How does Jesus tell us we should treat each other? (*Love one another*)
- What does that look like?

ASK:

- Where is the commandment in the verses that we have read?
- Did Jesus mention who is worthy of love in his new commandment?
- Do you think that there are people that do not deserve to be loved?
- How does it feel to be loved?
- How does it feel to be rejected?

EXPLAIN: Now we are going to focus on the phrase “As I have loved you.”

Here, Jesus is referring to himself, and Jesus wants us to love one another, just as Jesus loved us, even to the point of offering His life in sacrifice so that we may be saved.

Jesus says we are to follow his example to love others.

Discuss the following situations that God handled with love.

- Jesus fed 5000 people (Matthew 14:13-21). People were hungry, and Jesus fed them.
- Jesus healed the 10 lepers (Luke 17:11-17). No one would want to be near someone who had leprosy, a skin and nerve disease. Lepers were forced to live outside of town. But Jesus touched and healed them.
- Jesus spoke to a Samaritan woman (John 4:7-10). Jesus was a Jew and Jews didn’t like Samaritans. The disciples were surprised Jesus would talk to a Samaritan woman and offer her love and everlasting life.
- Jesus forgave and healed a paralyzed man. (Mark 2:1-12).

Application Activity

SUPPLIES: A media player

Play the video of the healing of the paralyzed man. <https://www.youtube.com/watch?v=0LqHYkGU4Zg>

ASK:

- What is the example that Jesus left to us? Why did Jesus say, “as I have loved you.”
- Who in the story was exercising the commandment to love one another?
- By what actions can you tell the people in the video were showing love to each other?

EXPLAIN: In our last session, we learned of some people who made laws to give themselves an unfair advantage. We call this privilege, an advantage only available to a person or group of people, and oppression, unjust treatment or control of others through unfair systems of laws. They didn’t want to share and made laws that hurt people whose skin was different than theirs by taking their land, separating them from places where white people lived, making them sit in the back of buses, and putting some in jail, because they didn’t obey these unfair laws.

- What do you think Jesus would say about this?
- Do you think you can follow Jesus’s new commandment?
- How do you think you can show that you are following Jesus’s new command?

Application Activity

SUPPLIES: Cards with “What if” questions

Give a card to each child, or one card to a group of two or three children, depending on the size of your class. Give them two to three minutes to work on the answer to their question, and then ask each group to give their answer to what they would do in this situation.

1. What if a new child comes to your school that does not speak English and other children tell them to “go back to their country” or do not want to play with them? How could you follow Jesus’s commandment and love them? How could you help the students understand why what they were doing was wrong?

2. What if there is a child in your Sunday school class who is not dressed in nice clothes like the rest of your friends? How could you follow Jesus's commandment and love them?
3. What if a blind child your age lived in your neighborhood? How would you act? How could you follow Jesus's commandment and love them?
4. What if your best friend's parents get divorced and now your friend feels sad because they must move? How could you follow Jesus's commandment and love them?
5. What if there was a classmate who did not have a lunch? How could you follow Jesus's commandment and love them?
6. What if someone isn't good at sports but still wants to try and play? How could you follow Jesus's commandment and love them?
7. What if one of your classmates has autism and they tend to disrupt the class by walking around, raising their voice, or getting on top of the desk? How could you follow Jesus's commandment and love them?
8. What if a student who is in a wheelchair is being made fun of by other students? How could you follow Jesus's commandment and love them? How could you help the students who were being mean understand why what they were doing was wrong?
9. What if there is a senior citizen who comes alone each Sunday to church, but they have trouble getting out of the car and going up the stairs? How could you follow Jesus's commandment and love them?
10. What if your friends tell you not to play with the students who are a different race than you? How could you follow Jesus's commandment and love them? How could you help the students who were being mean understand why what they were doing was wrong?

Finally, let's remember Jesus's loving response when he saw others struggling. He noticed, asked, and listened before he acted. Sometimes we need to act immediately, but when we see the hurt we have been talking about today it can be helpful to ask and listen to the person who is struggling or being left out before thinking we have the right answer.

Application Activity

SUPPLIES: Construction paper, heavy paper or file folders, markers or crayons, masking tape

Tape a piece of construction paper with masking tape to the upper back of each student. Give markers or crayons to each student. Have kids go to each other and write "put-ups" rather "put-downs" on the paper attached to the back of each student. The activity ends once every student has written a "put-up" on the paper of each student.

Students cannot see what is being written about them while the activity is taking place. At the end of the activity, they can remove the paper from their backs, and read all the positive comments their peers have written about them. This is an encouraging activity for students to help them recognize the value of kindness and affirm what is good about everyone.

NOTE: If using construction paper for this activity, there is a possibility that the ink from the markers may stain the students' clothes. File folders cut in half or heavy paper will help prevent the ink from bleeding through.

Closing Activity

SUPPLIES: Glue sticks, strips of paper with Bible verse, paper hearts


Pass out glue sticks to students and ask them to finish the puzzle by gluing the pieces to the heart you gave them at the beginning of class to a sheet of paper. Ask them to write the Bible verse John 13:34 on their hearts, or you can pass out the strip of paper with the John 13:34 written to each of them.

Ask the class to repeat in unison John 13:34.


CLOSE IN PRAYER

Lord, thank you for creating each of us unique and different. This was your plan from the beginning. Thank you for loving us always. God, we confess that we mess up and don't always love others the way you have commanded us to. Thank you for your son Jesus who died to take away our sin and who lives with us always. Jesus you are our Lord and Savior, please help us to follow your command to love others. Amen.

Paper Hearts



Use this puzzle for older children.



Use this puzzle for younger children.

The Ten Commandments for Kids

#1	Love God more than you love anything else.
#2	Don't make anything in your life more important than God.
#3	Always say God's name with love and respect.
#4	Honor the Lord by resting on the seventh day of the week.
#5	Love and respect your mom and dad.
#6	Never hurt anyone.
#7	Always be faithful to your husband or wife.
#8	Don't take anything that isn't yours.
#9	Always tell the truth.
#10	Be happy with what you have. Don't wish for other people's things.

JUSTICE JOURNEY

for kids

covchurch.org/JusticeJourney



The Evangelical Covenant Church

LOVE MERCY DO JUSTICE
MAKE & DEEPEN DISCIPLES