

# Adventures with GOD!

## GOD MADE THE FISH AND BIRDS (A.1.FALL.7)

Biblical Reference	Genesis 1:20-23
Key Verse	Genesis 1:10
Key Concept	God made the fish and birds and they are a gift.
Educational Objectives	At the end of the class today, the children will be able to: 1. Explain the difference between the fish and the birds 2. Tell how we can take care of the fish and the birds 3. Say the Bible verse

### LIFE APPLICATION

Children need to understand that fish and birds represent God's creativity. They also need to develop a sense of love and responsibility for these creations of God. Another important concept that they need to learn about creation is that God made a huge variety of different things. This week the children will enjoy God's creativity as they observe fish and birds.

### Possible Activities and Class Plan

Activity	Materials	Time
Opening Prayer	Candle	1 minute
Game	Fish and birds (hidden)	10 minutes
Bible Story	Illustrations, pictures, Bible	10 minutes
Craft	Table and materials	10 minutes
Bible Verse	Illustration and Bible	10 minutes
Creation Calendar	Sheets of paper, crayons, scissors, clothes hangers, yarn or string	10 minutes
Activity	Worksheets and crayons	10 minutes
Closing Prayer	Candle	1 minute



# Adventures with GOD!

## INSTRUCTIONS

### Opening Prayer

Gather children around a candle and explain that we are entering into a special time with God. Encourage the children to hold their hands out in front of them palms up as a sign they are ready to receive what God has for them today. Light the candle

**Prayer:** God we light this candle remembering: you made light, you made us, and you are with us now. Amen

(For safety sake, you may wish to extinguish the candle after the prayer)

**Game:** In this lesson you will find patterns to make fish and birds. Make a lot of them and then hide them all over the room before the kids come. When the children arrive they can continue to work on the creation art project until everyone is there. Then, tell them they need to find the hidden birds and fish in the room.

**Bible Story:** For the class today, it would be good to have pictures of all sorts of different fish and birds. It would be very fun to have a couple people dressed up like fish and birds. You can either find some costumes that are already made or make your own using paper. Make sure to read the story that's included in this lesson ahead of time. When you are telling it in your own words, you can hang up the pictures of the different things that are mentioned.

**Craft:** You will find the instructions on how to make a "water-scope"

**Bible Verse:** Each child can cut out a fish or a bird and then glue it on a piece of paper that already has the verse written on it.

**Creation Calendar:** Today the children will color the number 5 and put it on their mobile.

**Activity:** Keep working on the creation art project, making birds and fish to put in the trees and in the rivers.

### Closing Prayer

Gather children around the candle again. Light the candle

**Prayer:** Thank you God for making us, Thank you God for making the world. Amen

# Adventures with GOD!

## BIBLE STORY

When God started to create the world, there was nothing but a dark emptiness and deep waters. So God said, "Let there be light." In this instant there was light. And God was happy for the light. Do you remember what God called the light? And what did God call the night?

When God made the light it was the first day of creation.

The second day, God made a sort of roof – a very, very high roof, a blue roof to keep in the waters. Do you remember the name of this roof (sky). God made the sky on the second day.

When the third day came God said, "Let there be land." And in that second there was land and it separated the waters. The land was made out of sand, dirt, rocks. Where there was no land God made rivers and oceans, lakes and ponds. Everything was good and God was happy.

It was still the third day when God made beautiful things for the earth. God made trees and flowers. But you know something, God still wasn't satisfied.

The plants and trees have dirt and water to grow, but they need something else, said God.

So, in the sky, God put the stars, and even higher in the sky God put the sun during the day and the moon during the night.

You know what else is interesting, God put the sun so close to us that we can feel it's heat, but we don't get burned (unless we're outside a long time).

"The rays of the sun will warm up the world during the day, " said God. "And the moon and the stars will keep it from getting too dark at night."

The sun, the moon, and the stars help us remember God's plan that was full of variety – day and night, weeks, months, years.

The skies show us the beautiful creation of God. The astronauts can see all of this up close when they travel to space. The Bible says that God made the sun, the moon and the stars to show us his love and care for us.

God made all of these things to light our world on the 4<sup>th</sup> day.

# Adventures with GOD!

On the 5<sup>th</sup> day, God decided it was time to fill the sky and the seas with living creatures. And so God created purple fish, green fish, gold fish that spent their time swimming in the waters. The birds, bees, butterflies all buzzed and flew around the sky.

Before knowing their names there were all kinds of different fish swimming in the rivers, the oceans and the lakes. Just because God said so. There were so many different kinds. God made

them all on the 5<sup>th</sup> day. There were big fish, like sharks, and little fish like the ones we see at the aquarium. There were more fish than you could imagine. God made them so interesting – like the starfish and the crab.

Doesn't it seem like fish are one of the most interesting of God's creations?


Fish are wonderful, but so are the birds. The birds can fly where they want. And they are so beautiful, all different colors. There are giant birds like the eagles and little birds like canaries.

So, when God made the fish and the birds God saw that it was very good. And even though God was happy, God was not completely satisfied. The world was still not complete.

# Adventures with GOD!

CRAFT

Creation calendar



# Adventures with GOD!

## CRAFT 2

### “Water-scope”

Materials: An empty can (like a soup can), plastic wrap, rubber bands, markers, scissors, big plastic dish

The can should be in the shape of a cylinder. And before class, make sure to take off both of the ends so you can see through the cylinder. So that the children don't cut themselves on the edges, put tape around the edges on both sides.

Instructions:



1. Cut the plastic wrap so that it's large enough to cover one of the ends of the can. Fasten it in place with a rubber band.
2. Write “Genesis 1:21” on the side of the can
3. Fill the dish with water and other interesting things, colored marbles or rocks, little fish, plastic water animals, etc.
4. The children can take turns looking closely at what's in the water with their “water-scope.” Make sure they don't put it all the way in, as it will ruin it.





# Adventures with GOD!

## ILLUSTRATION

Fish and birds


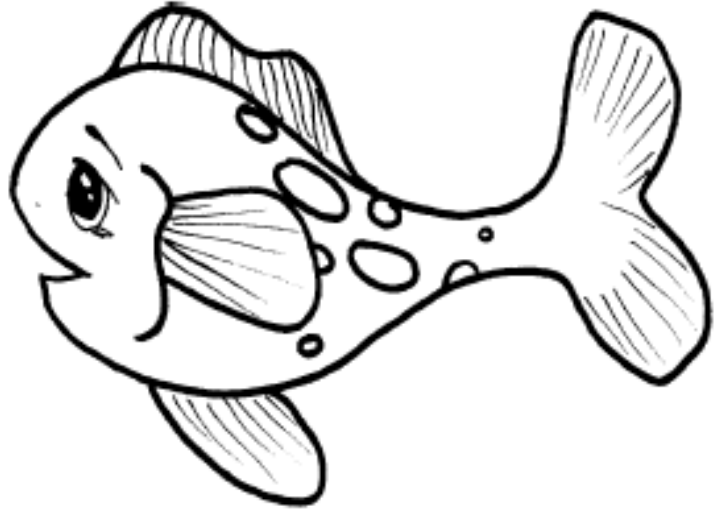


# Adventures with GOD!







# Adventures with GOD!




# Adventures with GOD!



# Adventures with GOD!



# Adventures with GOD!





# Adventures with GOD!



# Adventures with GOD!



# Adventures with GOD!



# Adventures with GOD!

