

Adventures with GOD!

NOAH, AN HONORABLE MAN (B.1.FALL.3)

Biblical Reference	Genesis 6:8-12,22, Hebrews 11;7
Key Verse	Psalm 1:6
Key Concept	I can live an obedient life like Noah and not follow in the footsteps of people who don't know God.
Educational Objectives	At the end of the class today, the children will be able to: <ol style="list-style-type: none"> 1. Explain how to make correct decisions 2. Compare Noah with other people that lived during the same time 3. Recognize that God shows us the correct path and wants us to follow it

LIFE APPLICATION

In this part of the story of Noah, the children will see the differences between the people that live according to God's way and the people who did what they wanted to do and did not care about God. Seeing the difference will show children that it is best to follow the example of Noah who obeyed God and wasn't influenced by everyone else. They will learn that God is always with them, when they need to make any decision whether it's a big one or a small one. The most important thing is that they make decisions, not thinking about pleasing others, but instead what will please God.

Possible Activities and Class Plan

Activity	Materials	Time
Opening Prayer	Candle	1 minute
Bible Reading	Bible	5 minutes
Activity	Play doh/modeling clay	10 minutes
Bible Story	Figures and illustrations	10 minutes
Activity	Paper, pencils	10 minutes
Prayer		5 minutes
Closing Prayer	Candle	1 minute

Adventures with GOD!

INSTRUCTIONS

Opening Prayer: Gather children around a candle. Light the candle and explain that we are entering into a special time with God. Encourage the children to hold their hands out in front of them palms up as a sign they are ready to receive what God has for them today.

Prayer Example: Lord God, thank you for making us, for loving us, for forgiving us, and guiding us. We know you are here with us right now. As we enter into your word, the Bible, help us draw close to you, to understand and to listen to what you have to say to us. Amen

(For safety sake, you may wish to extinguish the candle after the prayer)

Bible Reading: Explain that as we read the Bible we do that first to spend time with God. Children can remain with hands out stretched palms up to receive the word as it's being read. Alternatively they can be invited to draw what they hear. Read the Bible passage for the day two times and ask children to respond.

Question examples: What did you notice in this story? How does it make you feel? Was there anything you would ask God about that you didn't understand or was confusing? Is God saying anything to you though the story?

Class room set-up: Before class, make "spiritual signals" (out of cardboard, paper or poster board), or signs that talk about the recommendations/advice that God has given us. The signs/signals can be found in this lesson and will serve for this purpose. Make sure they are big enough to read and tape them on the walls all around the room.

Activity: Using the play doh/modeling clay for the model "Noah's world." Help the children create people and talk with them about what the earth was like at this time. There were a lot of people alive at that time so make sure to make a lot of people and if it's possible show them a map to indicate where the people lived.

Bible Story: Using some of the clay figures the children have made, talk about what the people did and how they lived during the time of Noah. Make a contrast between Noah and his family and the other people. Think about examples that they can relate to from today about good things that people do and bad things that people do. Let them express what they think. Ask, "When we love God and follow God, how do we act towards other people? What kind of characteristics do we have?" "What are some of the things that we do that are the opposite of good? What things make God sad?" It's important to remind them that the only person that is completely good is Jesus. We all do bad things some time, but that we try to do good to show

Adventures with GOD!

God our love. That's what Noah was like. Be careful to show the difference between what we do and who we are. There are times when good people do bad things. The reality is that we

can't do good things without God's help. The Bible says that people during the time of Noah were doing bad things. They fought, robbed, killed and they were following the way of sin. Noah, on the other hand, did what was right and he walked in God's ways. He obeyed God and trusted in God. He recognized that God was the maximum authority in his life.

It would be interesting to write words that describe Noah on color paper and words that describe the other people on another color paper. Again to make the comparison.

Activity: As part of this lesson you will find a sheet with a labyrinth that the children can make. Make a copy for each child. The fantastic thing about a labyrinth is that there are 2 destinations. They don't know that by arriving at one of the destinations they will win a prize (something small, a pencil, a piece of candy, etc) while if they arrive at the other destination they won't get anything. Explain to them that life isn't like this. We aren't in a labyrinth with no direction. God is always showing us how to make correct decisions. God always shows us how to make decisions. For example, show them how in the labyrinth there are many possibilities of paths to take, but there are no directions or signs to guide the way. But in life there are directions. When we arrive a place where the road divides and we have to choose between 2 paths, we need to look to God and the directions that God gives us and follow that path. This activity is a very important part of the class. Noah was a man that made good decisions based on the information God had given him. Today we can make correct decisions because we have a lot of information that God has given us. We have the Bible (which Noah didn't have), we have Christians who can counsel us, the Holy Spirit, and we have trust in the God we're following because we know that God is faithful to keep promises.

Prayer: Today the children can give thanks to God for the guidance and directions that we have been given in the Bible, by our leaders and our parents. Before praying, reflect for a few minutes on the advantage that we have today to have the word of God which gives us direction. Remind them that we are all given the decision to choose the path that follows God. We each have to choose.

Adventures with GOD!

Closing Prayer: Gather children around the candle again. As you light the candle explain that the flame is something that is present in the light and the darkness. In the same way, it reminds us that God is always with us. Is there anything anyone wishes to say to God? After children have responded, close the prayer time.



Prayer Example: Lord God, we thank you that you are always with us, and always love us. It's good to be with you. Thank you for what we have learned today. Thank you for being with us and for teaching us through the Bible. Help us to remember what you have taught us today and to live it out when we leave. Amen

Adventures with GOD!

SIGNS

STOP!

Adventures
with GOD!



Adventures
with GOD!

CAREFUL

CAREFUL

Adventures
with GOD!

Don't


change

lanes

Adventures with GOD!

WORKSHEET – LABYRINTH

Help Noah find his way. There are two ways, which one should Noah take to reach the goal that God has given him?



Adventures with GOD!

ILLUSTRATION

