

# Adventures with GOD!

## DAVID SPARES SAUL'S LIFE (C.1.Fall.7)

Biblical Reference	1 Samuel 24
Key Verse	Matthew 5:44
Key Concept	God says I have to love even those who hate me.
Educational Objectives	At the end of the class today, the children will be able to: <ol style="list-style-type: none"> <li>1. Dramatize the story of when David forgives Saul and spares his life</li> <li>2. Express the feelings they have for the people who love them and for the people who hate them</li> <li>3. Explain why David was a man of God and Saul wasn't</li> </ol>

### LIFE APPLICATION

The contrast between the way Saul treated David (hate, anger, jealousy, etc.) and the way David responds (respect for Saul as God's anointed), helps us to see that it's possible to love our enemies. The children will see the value that God has for those who love their enemies even when it is really difficult to do so. But, if we ask God for help and if we obey God, we can do it!

### Possible Activities and Class Plan

Activity	Materials	Time
Opening Prayer	Candle	1 minute
Bible Reading	Bible	5 minutes
Activity	Disposable cups, scraps, aluminum foil, markers, scissors, glue	15 minutes
Dialogue	Bible, questions	10 minutes
Channel 7 news	Accessories, puppets	20 minutes
Dialogue		5 minutes
Closing Prayer	Candle	1 minute

# Adventures with GOD!

## INSTRUCTIONS

**Opening Prayer:** Gather children around a candle. Light the candle and explain that we are entering into a special time with God. Encourage the children to hold their hands out in front of them palms up as a sign they are ready to receive what God has for them today.

**Prayer Example:** Lord God, thank you for making us, for loving us, for forgiving us, and guiding us. We know you are here with us right now. As we enter into your word, the Bible, help us draw close to you, to understand and to listen to what you have to say to us. Amen

(For safety sake, you may wish to extinguish the candle after the prayer)

**Bible Reading:** Explain that as we read the Bible we do that first to spend time with God. Children can remain with hands out stretched palms up to receive the word as it's being read. Alternatively they can be invited to draw what they hear. Read the Bible passage for the day two times and ask children to respond.

**Question examples:** What did you notice in this story? How does it make you feel? Was there anything you would ask God about that you didn't understand or was confusing? Is God saying anything to you though the story?

**Activity:** Today they will present the news, using puppets made out of disposable cups. You will find the instructions for how to make the puppets later in this lesson. They need to make puppets for David, Saul, and two of David's men. If there is time all of the children can make the puppets, but you really only need these four to present the news.

**Dialogue:** Tell the story of David and Saul found in 1 Samuel 24 and then ask them. How would you react if you were David? What do you feel when you see how David responded? What type of person is difficult for us to love?

**Channel 7 news:** Today instead of the normal news, the children will present a special report about David and Saul. They will use the puppets to do so. Use the accessories that you've made for the news station (screen, camera, microphones). The children should practice the drama and let everyone participate. This would be a great time to invite some of the younger children to come and watch. You will need a narrator and 4 children to work the puppets. You will find the text for this drama on worksheet 1.

# Adventures with GOD!

**Dialogue:** After the presentation, talk with the children about the difference in attitude between David and Saul. Encourage them to imitate David and ask God to help them to love their enemies. Teach them how to ask for God's help every day, giving thanks for God's faithfulness and guidance. Our best example of love and forgiveness is Jesus. He demonstrated with his example what it means to love our enemies. This is the attitude that God asks of us.

**Closing Prayer:** Gather children around the candle again. As you light the candle explain that the flame is something that is present in the light and the darkness. In the same way, it reminds us that God is always with us. Is there anything anyone wishes to say to God? After children have responded, close the prayer time.

**Prayer Example:** Lord God, we thank you that you are always with us, and always love us. It's good to be with you. Thank you for what we have learned today. Thank you for being with us and for teaching us through the Bible. Help us to remember what you have taught us today and to live it out when we leave. Amen

# Adventures with GOD!

## WORKSHEET 1

### The King in the Cave

This scene takes place in a cave with rocks sticking out everywhere. It's a simple production and you can use chairs or stools, covered by blankets

Note: David's men enter from afar (maybe coming up an aisle in the middle of the audience) until they enter the cave.

Abisai: Come! Hurry up, run to the cave before the army sees us.

Abiathar: There has to be at least 3000 soldiers. Did you see their armor?

Abisai: It's a good thing David put people on guard to see when the enemy was coming and warn our men.

Abiathar: Did you see Saul fighting like crazy with his soldiers? He was furious.

Abisai: His big robe that sweeps behind him as he runs reminds me of a bird flying, looking for prey. They say David will be his next victim.

Abiathar: But inside the cave, King David is out of danger.

(During the time they are talking, David has come out from the cave.)

David: Don't talk so loudly. The rocks make everything echo. Do you want to bring Saul right to us?

(the three of them begin to talk in a whisper)

Abiathar: David we didn't hear you come out. You didn't make any noise.

Abisai: It's dark in here

David: Your eyes aren't accustomed to it because of the sun. After awhile you will see clearly again.

(David walks back into the cave again)

For now, listen well. One bad move and we could be in big danger.

# Adventures with GOD!

Abiathar: Wouldn't it be better to flee? David is sure that we'll win, but how?

Abisai: If he could fight Saul by himself and kill him, like he killed Goliath...

Abiathar: Yeah, if only! Shhhhh...what was that?

Abisai: A rock. Maybe an eagle landed on the top of the cave?

Abiathar: It must be someone getting close to us. (they listen closely). Yes! Listen! I heard it again.

David: I don't have any faith in this dark cave. But, in the shadow of your hand, Oh God. You hide me, because you save me. Only you. You are my help. Help me to escape like a bird from the nets that Saul has for me. Thousands of soldiers are ready to kill me at his word in your name. Oh, where? I cry to you? Where can I go? There are no other Gods, no help, but from you.

(quietly, Saul comes to the entrance of the cave)

Abisai: There is someone there! It's one of Saul's men!

Abiathar: Is he alone? If he is, he'll never live to tell the story.

David: Don't be in such a hurry. I'm not sure...

Abiathar: He's alone and he doesn't sense the danger. Look. He sat down; he must be tired. The air is fresh here. Surely he's seeking refuge from the heat.

Abisai: I'd like to see him tremble knowing that his life is hanging on by a thread.

David: He will think this of us if he knew we were here. How strange...against the light his head looks like...

Abisai: Oh my word...look!

Abiathar: We have him!

David: We won't give him the chance to kill us. Let's get closer quietly so we surprise him. Yes! It's Saul!

# Adventures with GOD!

Abisai: What did you say?

David: It's king Saul!

Abiathar: Do with him what you wish. Do you see? God is giving him to you.

David: Chosen by God. He is God's anointed.

Abisai: He would have killed you!

Abiathar: He would do much worse if he had the opportunity.

David: I'll take my sword

Abiathar: Don't hesitate

David: And I will cut...

Abiathar: Yes, do it!

David: I will cut off a part of his robe. Then he will see that I don't want to do him harm; that I want to reconcile. My sword will prove my innocence. By cutting only his robe I will spare his life.

(David cuts a piece of Saul's robe)

Oh Saul, my king, where are the days when I would play my harp in your courts?

Did it soothe your troubled soul?

Abisai: I think I see the shine of bronze and spears shining from the light of the sun.

Abiathar: Oh why didn't you kill him while you could? You could have easily done it!

Saul: I dreamed that a bird came down to the valley from the mountain. It had been captured by a child but then let go again.

My men continue to fight, to look for David, but we can't find him.

David: My King!

# Adventures with GOD!

Saul: Who is it?

David: Your servant, David, my Lord.

Saul: David, my enemy?

David: The one you seek!

Saul: And you want me to believe that while I slept, unarmed, David, the man I tried to kill, found me and left me unharmed?

David: I took out my sword but only for this – a piece of your robe. Even though Jehovah has given you to me, however, he has also anointed you King of his chosen people. I will not extend my hand against you and I will not touch a hair on your head.

Saul: David, it seems like you've lost your mind. I felt so jealous when they said that you were a braver man than me. My head was filled with evil pride. I thought, Jehovah doesn't love me. Surely, Jehovah is on David's side.

David: I realized here that Jehovah doesn't want our death. I took out my sword but he stopped me.




Saul: He chose you, David, in a cave. You were an instrument to show me that my pride and jealousy was wrong. David, when you take the throne, remember our long friendship. And by this piece of my robe, I promise that there will be peace between us now.

# Adventures with GOD!

## PUPPETS

These puppets are easy to make and fun to use. The children can make the characters of David, Saul, Abiathar and Abisai. Each child can make all four, but you'll only use four puppets in total for the presentation today.

Materials: disposable cups, pieces of fabric or felt, markers, glue, scissors, aluminum paper.



### Instructions:

1. Put the cup face down. Cover 2/3 of the upper part of the cup with aluminum foil to make a helmet for the puppet.
2. Using scrap pieces of fabric or felt, cover the lower part of the cup, creating clothes for the puppet. Let some of the fabric hang below the opening of the cup to cover up the hand of the puppeteer.
3. Draw a face on the uncovered part of the cup. Use pieces of felt for the eyebrows, mustache, etc. Or use the faces that are found here and glue them on.