

Adventures with GOD!

THE ASCENSION (B.1.SPRING.12)

Biblical Reference	Matthew 28:16-20, Acts 1:9
Key Verse	Matthew 28:20
Key Concept	Jesus wants us to tell others about him.
Educational Objectives	<p>At the end of the class today, the children will be able to:</p> <ol style="list-style-type: none"> 1. Talk about all the different symbols they've seen this trimester 2. Tell the different ways they can share the story of Jesus with others 3. Explain how Jesus returned to heaven and what the angels said

Life Application

Nothing gives us more confidence than knowing that Jesus - the same Jesus that lived on earth and did miracles, died and rose from the dead - is with us now and forever (even though we don't see him). With this confidence we can obey and follow Jesus, and fulfill the mission he has given to each one of his disciples: share the story with others. Through the lesson today the children will think about ways that they can tell others about Jesus.

Possible Activities and Class Plan

Activity	Materials	Time
Decoration	Cloud pictures, branches	5 minutes
My GROW Adventure	GROW Adventure w/God materials	5 minutes
Opening Prayer	Candle	1 minute
Craft	Paper, crayons, scissors, glue	10 minutes
Review	Big sheet of paper, yarn	10 minutes
Bible story	Bible, illustration	10 minutes
Game	Cards	10 minutes
Craft	Paper, crayons, pencils	10 minutes
My GROW Adventure	Review	5 minutes
Closing Prayer	Candle	1 minute

Adventures with GOD!

INSTRUCTIONS

Decoration: Decorate your meeting space with clouds hanging from the ceiling and on the walls. The tree/branches you've been hanging the symbols on should be at the center of the room.

My GROW Adventure with God Weekly Review: As children enter take time to have them reflect on their adventure with God booklets and either discuss or use art materials to express their journey during the past week. You may wish to add any art work, written poems, prayers or songs to a GROW wall in the room. You can find my GROW Adventure with God materials on the Covchurch.org website in the same place as the Adventures with God sessions.

Opening Prayer: Gather children around a candle. Light the candle and explain that we are entering into a special time with God. Encourage the children to hold their hands out in front of them palms up as a sign they are ready to receive what God has for them today.

Prayer Example: Lord God, thank you for making us, for loving us, for forgiving us, and guiding us. We know you are here with us right now. As we enter into your word, the Bible, help us draw close to you, to understand and to listen to what you have to say to us. Amen

(For safety sake, you may wish to extinguish the candle after the prayer)

Craft: The symbol the children will make today is that of clouds. The children can color it and write the memory verse on it.

Review: To review what they've been learning, it would be good to plan a game that they can play which would be fun and dynamic and allow everyone to participate. It could be a game of questions that they play in teams. Make sure the questions are related to the stories they've been studying. Use your imagination and creativity to make the review a time they will enjoy and learn from.

Bible Story: Today's disciple is Simon. He can tell what happened in today's Bible story, emphasizing the disciples' feelings and emotions when:

1. Jesus gave them the commission to go into all the world and share the good news.
2. Jesus told them they could do miracles in his name.
3. The angels appeared and talked to the disciples.

Adventures with GOD!

Simon can also help them understand that Jesus made a promise to be with his disciples always, and that includes them. We receive that promise as we put our faith in Jesus and follow him.

Game: To reinforce the story you can play the game “Adios.” Next, talk about the different ways we say good-bye (words, hugs, shaking hands, blowing a kiss, a letter, etc.). Talk about what we feel when someone we love has to go far away and we have to say good-bye. The game consists of the class and a leader. The leader stands with his/her back to the rest of the group. Explain that the group must guess which of 3 ways the leader will choose to motion good-bye (hug, shake hands, blow kiss). The leader counts to three and the group has to guess what motion/action the leader will do. Together they must do the action. Then the leader does his/her motion. The group does the same action, the leader, they receive a point. Change leaders and play again.

Craft: In the following pages you will find craft ideas. The children can also finish their scroll, by tying it with yarn to close it.

Today’s GROW Adventure with God Review:

G: God's Word: What is the story? (give children an opportunity to express their understanding of the story).

R: Relationships: Is there anything in today's bible story that shows us how we should or shouldn't share God's love with others? (Remind children that sometimes God uses the stories of the bible to show us how we shouldn't act toward God or others and give them a chance to consider how we might show God's love instead).

O: Outward Action: Is there anything in the bible story that shows us how we should help or serve God or others? (Explore concrete ways the children could live this out in the coming week).

W: Worship: Is there anything in the bible story that shows us how we should accept God's love for us and others? Ask: How do you feel about God? How would you like to respond to God? What would you like to say to God?

Adventures with GOD!

Closing Prayer: Gather children around the candle again. As you light the candle explain that the flame is something that is present in the light and the darkness. In the same way, it reminds us that God is always with us. Today the children can give thanks to God for the guidance and directions that we have been given in the Bible, by our leaders and our parents. Before praying, reflect for a few minutes on the advantage that we have today to have the word of God which gives us direction. Remind them that we are all given the decision to choose the path that follows God. We each have to choose. Is there anything anyone wishes to say to God? After children have responded, close the prayer time.

Prayer Example: Lord God, we thank you that you are always with us, and always love us. It's good to be with you. Thank you for what we have learned today. Thank you for being with us and for teaching us through the Bible. Help us to remember what you have taught us today and to live it out when we leave. Amen

Adventures with GOD!


CRAFT

From the cross to heaven

Materials: 2 paper plates, scissors, glue, crayons, symbols below.

Instructions:

1. Make a copy of each of the patterns below.
2. Trace the pattern of the cross on one plate. Cut it out.
3. Color the pattern of the heavens on the other plate.
4. Put the plate with the figure of the cross cut out in front of the plate with the heavens and glue the borders together.



Adventures with GOD!

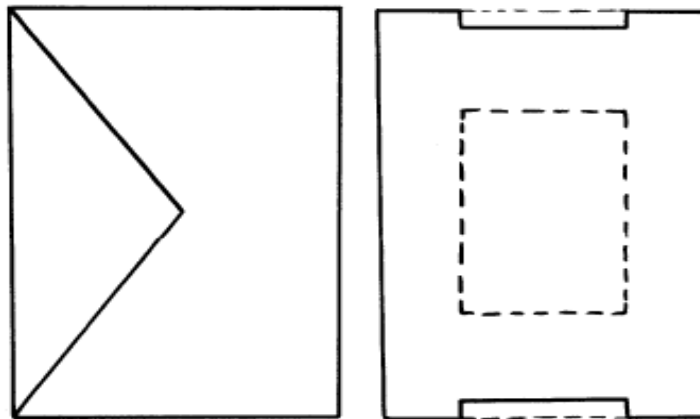
CRAFT

The life of Jesus

Materials: envelope, scissors, crayons, patterns, card stock, glue


Instructions:

1. Color the illustrations that are found in the following pages.
2. Cut out the three strips of illustrations and glue them on to strips of card stock.
3. Make holes on both sides of the envelope, where the strip can pass through. Make a hole in the center of the envelope (like a window). Tell the stories of Jesus, while the illustrations pass through the window.



Adventures with GOD!

ILLUSTRATIONS FOR CRAFT



Adventures with GOD!


CRAFT

Holy Week

Materials: Paper, markers, pens

Instructions:

1. Fold the paper like an accordion to make 8 parts
2. Put the title on each of the parts (see illustration) that will illustrate the events of Holy week
3. Make a drawing that represents each of the events of Holy week, putting one on each part of the folded piece of paper.



Adventures with GOD!

ILLUSTRATION

