

Adventures with GOD!

THE TRIAL (B.1.SPRING.7)

Biblical Reference	Matthew 26:57-27:26
Key Verse	Isaiah 53:8, John 10:9
Key Concept	Jesus didn't fight back because he was willing to die for the salvation of the world.
Educational Objectives	At the end of the class today, the children will be able to: <ol style="list-style-type: none"> 1. Explain why we need the salvation that Jesus gives 2. Give thanks that Jesus is the "door" to salvation 3. Tell what happened in the trial and how Jesus suffered for us.

Life Application

It's very moving to think about the suffering of Jesus. Children at this age can begin to understand that each person sins and has a need for a savior. They can begin to think about Jesus' love. We can respond to this love, by accepting God's gift of salvation. This week you will talk together about the significance of the death and resurrection of Christ, the salvation that God gives us in Christ and our response to follow as Christ's disciples.

Possible Activities and Class Plan

Activity	Materials	Time
My GROW Adventure	GROW Adventure w/God materials	5 minutes
Opening Prayer	Candle	1 minute
Craft	Paper, crayons, scissors, glue	10 minutes
Bible Story	Bible, illustration	10 minutes
Drama	Masks, script	15 minutes
Activity	book without words	10 minutes
Prayer		10 minutes
Craft	Scrolls, pens, markers	5 minutes
My GROW Adventure	Review	5 minutes
Closing Prayer	Candle	1 minute

Adventures with GOD!

INSTRUCTIONS

My GROW Adventure with God Weekly Review: As children enter take time to have them reflect on their adventure with God booklets and either discuss or use art materials to express their journey during the past week. You may wish to add any art work, written poems, prayers or songs to a GROW wall in the room. You can find my GROW Adventure with God materials on the Covchurch.org website in the same place as the Adventures with God sessions.

Opening Prayer: Gather children around a candle. Light the candle and explain that we are entering into a special time with God. Encourage the children to hold their hands out in front of them palms up as a sign they are ready to receive what God has for them today.

Prayer Example: Lord God, thank you for making us, for loving us, for forgiving us, and guiding us. We know you are here with us right now. As we enter into your word, the Bible, help us draw close to you, to understand and to listen to what you have to say to us. Amen

(For safety sake, you may wish to extinguish the candle after the prayer)

Craft: The symbol the children will make today is that of hands a crown of thorns. The children can each work on their pictures while waiting for everyone to arrive. Have them write the Bible verse(s) on the picture.

Bible Story: To begin the story, ask the children what they know about the crown of thorns. If it's possible to get a rose, you can show them and they can touch the thorns on the rose. Ask them what it would feel like to have a crown made out of thorns on your head. It's important for the children to think about how much Jesus loved us, that he was willing to suffer to show us that love. Peter, Jesus' disciple, will tell the story today. The person who plays Peter should tell the story with lots of energy and emotion. Peter will talk about what it was like to see Jesus suffer, what it was like the night of Jesus' arrest, the trial, what he tried to do in denying Jesus, how it felt to hear the people yell to release "Barabbas," etc. Make sure the person playing this part has read the story well and can tell it without reading a script.

Some of the important concepts to communicate are:

1. Even when the soldiers were arresting Jesus, Jesus showed them love and even healed one of their ears.
2. Jesus was rejected by his people. Today many people continue to reject him.
3. Pilate didn't want to condemn Jesus, but the some people wanted him killed.
4. Peter denied his best friend. Would we do the same?

Adventures with GOD!

5. The soldiers abused Jesus, punishing him with a whip, putting a crown of thorns on his head.
6. Jesus loves us so much that he suffered and died to forgive and free us from our sin.

Drama: Have the children use the script included in this lesson to act out a scene from Jesus' trial. There are patterns that can be used so they can make masks which will be used in the drama.

Activity: In advance, make a "book without words" or some other form that can illustrate the story of God's great love for us that resulted in Jesus' death and resurrection. After reading it, or sharing it with them, ask them if they've made a decision to follow Jesus. Remind them that each one of us can make that important decision.

Prayer: The children that want to can pray out loud, expressing what they feel when they hear about Jesus' love and suffering. Spend time thanking God for the love that Jesus showed each one of us.

Activity: In the scrolls, have the children add the phrase, "I am the door."

Today's GROW Adventure with God Review:

G: God's Word: What is the story? (give children an opportunity to express their understanding of the story).

R: Relationships: Is there anything in today's bible story that shows us how we should or shouldn't share God's love with others? (Remind children that sometimes God uses the stories of the bible to show us how we shouldn't act toward God or others and give them a chance to consider how we might show God's love instead).

O: Outward Action: Is there anything in the bible story that shows us how we should help or serve God or others? (Explore concrete ways the children could live this out in the coming week).

W: Worship: Is there anything in the bible story that shows us how we should accept God's love for us and others? Ask: How do you feel about God? How would you like to respond to God? What would you like to say to God?

Adventures with GOD!

Closing Prayer: Gather children around the candle again. As you light the candle explain that the flame is something that is present in the light and the darkness. In the same way, it reminds us that God is always with us. Today the children can give thanks to God for the guidance and directions that we have been given in the Bible, by our leaders and our parents. Before praying, reflect for a few minutes on the advantage that we have today to have the word of God which gives us direction. Remind them that we are all given the decision to choose the path that follows God. We each have to choose. Is there anything anyone wishes to say to God? After children have responded, close the prayer time.

Prayer Example: Lord God, we thank you that you are always with us, and always love us. It's good to be with you. Thank you for what we have learned today. Thank you for being with us and for teaching us through the Bible. Help us to remember what you have taught us today and to live it out when we leave. Amen

Adventures with GOD!

ILLUSTRATION

The servant of Caiaphas



Adventures with GOD!

ILLUSTRATION


Jesus with the soldiers and priests



Adventures with GOD!


ILLUSTRATION

Pilate



Adventures with GOD!

SYMBOL



Adventures with GOD!

CRAFT


Peter denied Jesus

The rooster is a symbol of Peter's denial of Jesus. Even though Peter denied Jesus three times, Jesus continued to love him. This gives us hope. Sometimes we deny Jesus with our words and actions, but Jesus continues to love us. This craft will remind us that sometimes we make wrong choices, but God loves us always.

Materials: card stock (8 ½ x 11 inches), pieces of fabric (bright colors), markers, crayons.

Instructions:

1. At the top of the piece of card stock, write the words "Peter denied Jesus."
2. Draw with crayons a picture of a rooster in the middle of the paper (or have a rooster already printed out and cut out that they can glue on and color). Glue pieces of fabric to the rooster that can represent feathers and a tail.
3. Write the number "3" various times on the piece of card stock, as a symbol of the number of times Peter denied Jesus.



Adventures with GOD!

DRAMA

Jesus' trial

This drama will be presented like a Greek tragedy where the actors will have masks in front of their faces while they act and talk. You will need volunteers to play the parts of Caiaphas, Pilate, the multitude, Barabbas, Jesus, witnesses, etc. Give each child who is participating a mask that's already been cut out (the patterns are in the following pages) and let them decorate and color it. They can add beards or hair. Help them cut out the eyes. Glue or tape the masks onto craft/popsicle sticks so they can hold them up to their faces.

Scene: The people who represent the multitude can be standing up or sitting down. Put a table and a chair in the middle of the "stage." Jesus should be standing to the right of the table with his back to the audience. The actors should have their masks in front of their faces the whole time.

Caiaphas: I am Caiaphas, the chief priest of the Jews. I have come to judge this man who calls himself the Messiah. Are there witnesses to this blasphemy? (two people stand up and come forward).

Witness #1: He have heard him say that he will destroy the temple and rebuild it in three days. (the second witness nods in agreement).

Caiaphas: Enough! What do you say? (he points to the crowd)

Multitude: Guilty! Guilty! (Caiaphas joins the multitude and Pilate enters from the left and sits down at the table).

Pilate: I am Pilate, the governor of this province. This man that you've brought me to be judged, I have questioned him and have found nothing of guilt in him.

Multitude: He's guilty!! Guilty!!

Pilate: As is custom at this time, I will let one prisoner go. Bring me Barabbas! (Two men bring in Barabbas who stands to the left of the table.) Now, who do you want me to let go free?

Multitude: Barabbas!!! Give us Barabbas!!

Pilate: But what do I do with this man? (signals to Jesus)

Adventures with GOD!

Multitude: Crucify him! Crucify him!


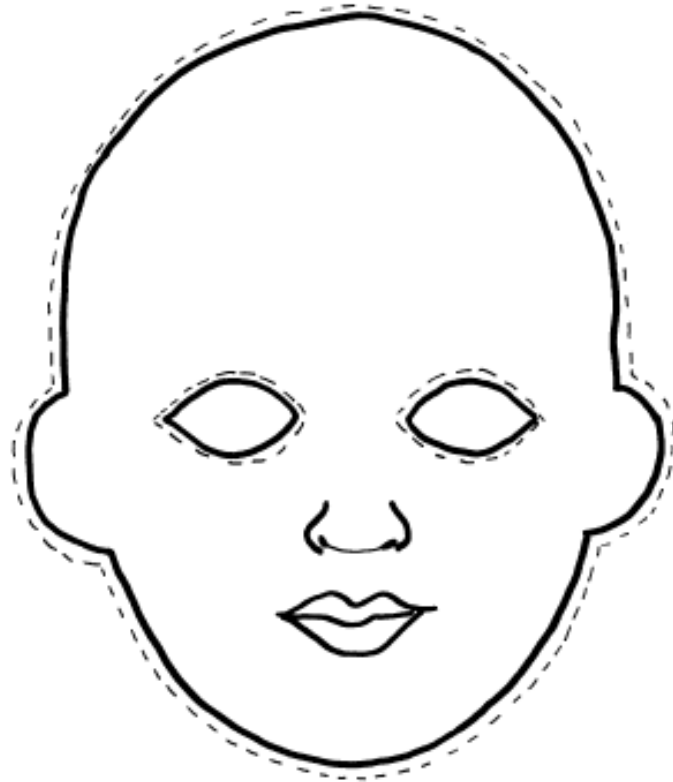
Pilate: I wash my hands of this situation. This man is innocent. Do with him as you wish (two men from the multitude take Jesus' arms and turn him around. For the first time Jesus looks at the audience).

Jesus: I am Jesus Christ, the son of God. Today the will of my father is fulfilled. The cross awaits me. (Jesus leaves with the two people, Caiaphas follows Barabbas and the multitude. Pilate is watching them, hangs his head and leaves.)


Adventures with GOD!

PATTERNS FOR THE MASKS

(Enlarge these patterns)



Adventures with GOD!



Adventures with GOD!

ILLUSTRATION

