

Adventures with GOD!

JESUS IN NAZARETH (C.1.Spring.12)

Biblical Reference	Luke 4:16-30
Key Verse	Luke 4:18-19
Key Concept	Jesus says wonderful things, but sometimes the truth isn't always easy to hear. Still, I know that Jesus' words are what are best for me.
Educational Objectives	At the end of the class today, the children will be able to: <ol style="list-style-type: none"> 1. Tell a summary of Jesus' 1st year of ministry on earth 2. Compare the reaction that people in Jesus' day had to how people react today to Jesus and his words 3. Explain why a prophet isn't well received in his own land and what happened to Jesus in Nazareth

Life Application: Every time we read and study the Bible, it would be interesting to ask ourselves, "How would I react in this situation?" When we think about what happened to Jesus, our tendency is to say, "I wouldn't have acted like that." But, not much has really changed as people still have a hard time believing that Jesus is who he says he is and accepting the truth in God's word. Children at this age are defining so many things and their peers have so much influence on them. The story today will allow you to talk about the importance of making a decision about whether or not we believe Jesus is who he says he is and if we will follow him.

Possible Activities and Class Plan

Activity	Materials	Time
Introduction	Where Jesus walked & Sandals Jesus used worksheets, Map from bible	20 minutes
My GROW Adventure	GROW Adventure w/God materials	5 minutes
Opening Prayer	Candle	1 minute
Bible story	Bible, white board or poster board, markers	20 minutes
Craft	Cardboard, blue felt, chalk, sandpaper	20 minutes
Story Game	Symbols for craft handout	15 minutes
My GROW Adventure	Review	5 minutes
Closing prayer	Candle	1 minute

Adventures with GOD!

INSTRUCTIONS

Introduction: Using the worksheets “Where Jesus Walked” and “Sandals that Jesus used” reflect on the differences between the time Jesus walked and today? You may want to note on a map all the places Jesus walked or use the “finding Jesus” worksheet. How do we travel today? How are the clothes similar? Different? Why do you think Jesus walked so far?

My GROW Adventure with God Weekly Review: As children enter take time to have them reflect on their adventure with God booklets and either discuss or use art materials to express their journey during the past week. You may wish to add any art work, written poems, prayers or songs to a GROW wall in the room. You can find my GROW Adventure with God materials on the Covchurch.org website in the same place as the Adventures with God sessions.

Opening Prayer: Gather children around a candle. Light the candle and explain that we are entering into a special time with God. Encourage the children to hold their hands out in front of them palms up as a sign they are ready to receive what God has for them today.

Prayer Example: Lord God, thank you for making us, for loving us, for forgiving us, and guiding us. We know you are here with us right now. As we enter into your word, the Bible, help us draw close to you, to understand and to listen to what you have to say to us. Amen (For safety sake, you may wish to extinguish the candle after the prayer)

Bible Reading: Explain that as we read the Bible we do that first to spend time with God. Children can remain with hands out stretched palms up to receive the word as it’s being read. Alternatively they can be invited to draw what they hear. Read the key verse Bible passage for the day two times and ask children to respond.

Question examples: What did you notice in this passage? How does it make you feel? Was there anything you would ask God about that you didn’t understand or was confusing? Is God saying anything to you though the story?

Bible Story: When Jesus went back to his home in Galilee, specifically the town of Nazareth, the people had heard the great things he had done, but they were skeptically and didn’t accept him as a great teacher. Even worse, they didn’t accept him as Messiah. Even though John the Baptist was preparing the way for him and talked of his coming.

As was custom Jesus went to the synagogue on Saturday. One of the customs was to read and discuss the Scriptures. They invited Jesus to read the Scripture the day he went. Jesus read the

Adventures with GOD!

verses that talk about the coming of the Messiah. (Ask students to open their Bibles to Luke 4:16-19. After reading the verses, ask students to give their observations and reactions. It would be interesting to hear from each one what they hear when they read these verses.)

It's important to see that from the beginning the people were impressed by how Jesus read the Scriptures. There was something in him that caught their attention. But, what happened when he signaled that he was the one that the Scriptures were talking about? They got mad. And what happened after? Why? What do you think the phrase, "A prophet is not well received in his home," means? What does it mean today?

Help them to understand this phrase above; giving them examples of missionaries or pastors that have developed ministries in their hometowns and people have not accepted them as sent by God because they have just seen them as their next door neighbor. In Jesus' case people were blind to the fact that he was the Messiah. Some of them asked, "Isn't this Joseph the carpenter's son?" It was really difficult for them to believe that Jesus could talk with such authority and wisdom.

Craft: See information sheet in the following pages.

Story game: Copy and cut out the symbols in the following pages. Let children select a symbol from which they will tell a bible story.

Conclusion: Put the last symbols on the timeline. Remind them that there are still 2 and a half years of ministry that Jesus will carry out, which they'll study at another time. Review the verse for today. Use one of the activities included in the following pages to review the places Jesus went and the events that took place. Pray together giving thanks for Jesus and for what he came to teach us. You can end the class singing together or sharing a special snack.

Today's GROW Adventure with God Review:

G: God's Word: What is the story? (give children an opportunity to express their understanding of the story)

R: Relationships: Is there anything in today's bible story that shows us how we should or shouldn't share God's love with others? (Remind children that sometimes God uses the stories of the bible to show us how we shouldn't act toward God or others and give them a chance to consider how we might show God's love instead)

Adventures with GOD!

O: Outward Action: Is there anything in the bible story that shows us how we should help or serve God or others? (Explore concrete ways the children could live this out in the coming week)

W: Worship: Is there anything in the bible story that shows us how we should accept God's love for us and others? Ask: How do you feel about God? How would you like to respond to God? What would you like to say to God?

Closing Prayer: Gather children around the candle again. As you light the candle explain that the flame is something that is present in the light and the darkness. In the same way, it reminds us that God is always with us. Is there anything anyone wishes to say to God? After children have responded, close the prayer time.

Prayer Example: Lord God, we thank you that you are always with us, and always love us. It's good to be with you. Thank you for what we have learned today. Thank you for being with us and for teaching us through the Bible. Help us to remember what you have taught us today and to live it out when we leave. Amen

Adventures with GOD!

ILLUSTRATION

Where Jesus walked

Jesus' ministry on earth lasted longer than 4 years. During this time he traveled from town to town. He visited bigger cities and small towns. He taught in small synagogues and the big temple in Jerusalem. He walked in Galilee, Samaria, Judea, etc. How wonderful to know today that Jesus' message as traveled all over the world, because of the faithfulness of those who follow him.



Adventures with GOD!

ILLUSTRATION

Sandals that Jesus used

Fiber sandals



Leather sandals




In Biblical times they used shoes called sandals. Many times people who were poor didn't wear any shoes. Some of the sandals were made of leather; others were made from fibers from plants. They didn't use sandals in the house or in holy places.

Adventures with GOD!

ILLUSTRATION/WORKSHEET

Finding Jesus

Using the map below, fill in the names of the places that Jesus visited, which you've studied over the past weeks.



Adventures with GOD!

CRAFT

Instructions: Familiarize the children with the places and events that were important in Jesus' life.

Materials: card board, light blue felt, chalk (black or dark blue), drawing of the map of the Holy Land, symbols, sand paper, names written on pieces of paper (Cana, Bethlehem, Jerusalem, Sychar, Nazareth, Jordan River)

Instructions:

1. Draw a map of the Holy Land (based on the one found in the following pages) with a dark color chalk on the light blue piece of felt. Glue the felt to a piece of cardboard (make this big enough to fit symbols and words on, around 2 ft by 3 ft).
2. Glue a little piece of sand paper behind each of the pieces of paper with names on them. Put the name on the correct place on the map.
3. Give a clue for each place, letting the children choose the symbol for each place (these are just some examples, you can add others):
 - a. Nazareth: place where Jesus lived and where he worked as a carpenter
 - b. Bethlehem: place where Jesus was born
 - c. Sychar: place where Jesus met a woman by the well.
 - d. Cana: place where Jesus transformed water into wine
 - e. Jerusalem: where Jesus visited the temple
 - f. Jordan River: where Jesus was baptized.

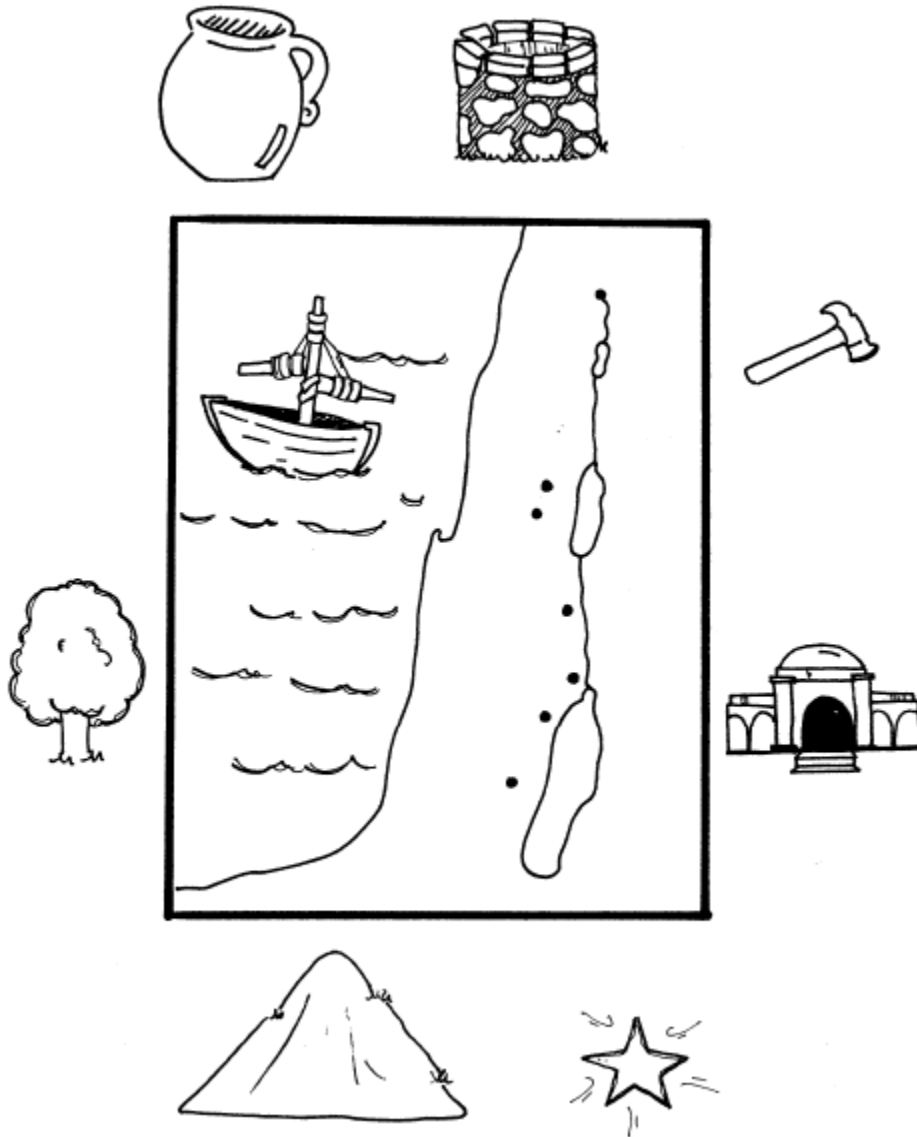
You can also this into a matching game.



Adventures with GOD!


CRAFT

Map of Israel



Adventures with GOD!

SYMBOLS FOR CRAFT



Adventures with GOD!

