

Adventures with GOD!

THE WATER OF LIFE (C.1.Spring.8)

Biblical Reference	John 4:1-42
Key Verse	John 4:13-14
Key Concept	As we believe and Jesus and are reborn, our lives are made new and we have a story to share with other people.
Educational Objectives	At the end of the class today, the children will be able to: <ol style="list-style-type: none"> 1. Explain the importance of water and why Jesus used it as a symbol of spiritual life 2. Express how Jesus related to the Samaritan woman 3. Compare the human qualities and the divine qualities they find in this story

Life Application

In the story today we will see another personal encounter that Jesus has, this time with a Samaritan woman. It's fascinating to see how John tells us about the encounters Jesus has with two very different people. Nicodemus and the Samaritan woman were from very different cultures, different ways of living and thinking. These stories show us that Jesus loves everyone and always sees people as unique and accepts us as we are and where we are. Jesus knows our needs and responds to them. Today the children can express their needs to Jesus through prayer.

Possible Activities and Class Plan

Activity	Materials	Time
My GROW Adventure	GROW Adventure w/God materials	5 minutes
Opening Prayer	Candle	1 minute
Bible story	Bibles, worksheets, pens	15 minutes
Activity	Bucket of Water, Information Sheets, Bibles	15 minutes
Dialogue and Conclusion	Jar Game, Bible	30 minutes
My GROW Adventure	Review	5 minutes
Closing Prayer	Candle	1 minute

Adventures with GOD!

INSTRUCTIONS

My GROW Adventure with God Weekly Review: As children enter take time to have them reflect on their adventure with God booklets and either discuss or use art materials to express their journey during the past week. You may wish to add any art work, written poems, prayers or songs to a GROW wall in the room. You can find my GROW Adventure with God materials on the Covchurch.org website in the same place as the Adventures with God sessions.

Opening Prayer: Gather children around a candle. Light the candle and explain that we are entering into a special time with God. Encourage the children to hold their hands out in front of them palms up as a sign they are ready to receive what God has for them today.

Prayer Example: Lord God, thank you for making us, for loving us, for forgiving us, and guiding us. We know you are here with us right now. As we enter into your word, the Bible, help us draw close to you, to understand and to listen to what you have to say to us. Amen (For safety sake, you may wish to extinguish the candle after the prayer)

Bible Reading: Explain that as we read the Bible we do that first to spend time with God. Children can remain with hands out stretched palms up to receive the word as it's being read. Alternatively they can be invited to draw what they hear. Read the key verse Bible passage for the day two times and ask children to respond.

Question examples: What did you notice in this passage? How does it make you feel? Was there anything you would ask God about that you didn't understand or was confusing? Is God saying anything to you though the story?

Bible Story: Ask them to open their bibles and find the passage for the story. Let them read it silently and then ask what happened in the story. Let them tell the story in their own words.

Once they have read the story, it's important to help them see some of the deeper truths in the passage. The information sheet provided can give you some good information that talks about the relationship between Jews and Samaritans, men and women, etc. Use questions to help them see things or remember things from previous classes. Questions like:

How did Jesus act?

What did Jesus say?

What did the woman see?

Adventures with GOD!

What did the woman hear?

How did she react to Jesus?

What must she have felt?

Activity: Invite students to come to sit on the floor in a circle. In the center of the circle put a bucket of water. Have different illustrations available that show the desert and other dry environments. Hang them on the wall as a point of reference. Ask them to close their eyes. Begin to talk to them about the lack of water. What would it be like to be extremely thirsty? What is it like to be in a desert and not find water? Help them to imagine what it would be like to be without water. In some countries children have experienced firsthand what it's like to live without access to water. After talking about the lack of water, begin to stir the water that is in the bucket. Use a cup to dip in the water and pour it back into the bucket so they can hear the water. Talk about the significance of water in their lives. When you've compared what it's like to be without water and what it's like to be with water, have them open their eyes.

On a white board or piece of paper write the following questions:

Why do we need water?

What do we use water for?

Water is a symbol of what?

Dialogue: Once you've reviewed the story, it would be good to compare it to the story they read last week about Nicodemus. Review the worksheet they filled out at the beginning of class.

Conclusion: During the conclusion, sing, pray, share how to apply the story to their own lives. If there is time you can play "The Jar game" that reviews the memory verses from the trimester. Also, place another symbol on the timeline.

Today's GROW Adventure with God Review:

G: God's Word: What is the story? (give children an opportunity to express their understanding of the story)

R: Relationships: Is there anything in today's bible story that shows us how we should or shouldn't share God's love with others? (Remind children that sometimes God uses the stories

Adventures with GOD!

of the bible to show us how we shouldn't act toward God or others and give them a chance to consider how we might show God's love instead)

O: Outward Action: Is there anything in the bible story that shows us how we should help or serve God or others? (Explore concrete ways the children could live this out in the coming week)

W: Worship: Is there anything in the bible story that shows us how we should accept God's love for us and others? Ask: How do you feel about God? How would you like to respond to God? What would you like to say to God?

Closing Prayer: Gather children around the candle again. As you light the candle explain that the flame is something that is present in the light and the darkness. In the same way, it reminds us that God is always with us. Is there anything anyone wishes to say to God? After children have responded, close the prayer time.

Prayer Example: Lord God, we thank you that you are always with us, and always love us. It's good to be with you. Thank you for what we have learned today. Thank you for being with us and for teaching us through the Bible. Help us to remember what you have taught us today and to live it out when we leave. Amen

Adventures with GOD!

INFORMATION SHEET

The Samaritan woman

After reading about Jesus' encounter with Nicodemus, we read about his encounter with a Samaritan woman. Jesus left Jerusalem and was on his way to Galilee.

1. It is strange that they would have gone through Samaria because the Jews strongly disliked the Samaritans and would generally walk a different route to avoid Samaria.
2. The people who lived in Samaria were from the Northern Kingdom that separated from the Southern Kingdom. They were then taken into exile. Some stayed in Samaria and others began to marry other pagan people in the area. The Jews felt that they would be dirtied or dishonored if they associated with them.
3. Jesus and his disciples came to the outside part of the city of Sychar and they were hungry. Jesus stayed there and the disciples went to find food. He was sitting at the well waiting.
4. Suddenly a woman came. It was strange for a woman to come to the well at noon. The well was about 1 kilometer from town and the women would always go at times of day when it wouldn't be so hot – morning or evening. But, this woman came to the well at noon.
5. From this moment Jesus broke all the traditions of the law. He began a conversation with someone from Samaria. He talked to a woman, who were considered to be lower class citizens than men, and he showed himself to be weak in asking her for water.
 - a. Maybe we don't understand what it was like for Jesus to do these things. We have to imagine it in our context. Think about someone in our society, the president for example, asking a poor homeless person for food.
 - b. That was Jesus! A Jewish man asking water from a Samaritan woman. Impossible! But, Jesus did it. Jesus had left his majesty and glory of heaven to become a human, and to relate to humans, even if it meant conversing with those society looked down on. That is the love of Jesus. After spending time talking with an important teacher of the law, Jesus spent time talking with a simple Samaritan woman. Incredible!!

Adventures with GOD!

(Review the story)

6. It's obvious that the woman was open to the things Jesus was saying. She recognized him as a prophet and later he told her who he was and she believed. Her heart was ready to receive the truth. What is amazing is that all of the people in the town believed because of the testimony of this woman. An outcast, with a bad reputation, but the people in her town saw a change in her, a transformation after she talked with Jesus. After hearing him for themselves they also believed (vs. 42). Maybe another important lesson from the story is what Jesus told the woman in verse 24. We have maybe heard this verse many times, but what does it mean?
 - a. Was this the same message that Jesus shared with Nicodemus when he talked about being born again. Here it says that God is Spirit and that we need to worship God in Spirit. When we experience new birth and new life in Christ, we can worship God in Spirit.
 - b. Jesus says that we need to worship God in Spirit and truth. How do we worship God in truth?
 - i. How many times have we heard people say, "I worship God in my own way." It seems normal for our society and context
 - ii. Jesus tells us that we need to worship God for who God is, the God that is revealed to us through the Bible. It's not a God that we've created to fit our needs and lifestyle.
 - iii. Jesus invites the Samaritan woman and he invites us again to be born again and know God in truth and worship God in Spirit.
7. Looking at the two conversations that Jesus had, with Nicodemus and the Samaritan woman, we can ask, "Am I like one of them? Am I a Pharisee like Nicodemus? Am I trying to find God by doing good things and following the rules? Or am I like the Samaritan woman? Am I ready to receive the truth that Jesus is telling me? Maybe I'm like the disciples that saw everything but didn't understand."

Adventures with GOD!

GAME

The jar game

Materials: 25 copies of jars, each jar should be on 8 ½ x 11 inch. paper, 25 questions.

To play this game to review the Bible stories, hang up the jars on the wall, like you see below. Before you do that, write one question on each jar. The most difficult questions are worth more points. Have the class work together. If you want they can compete against the clock or something neutral like a puppet. But always have the class work together as a body of Christ.

Questions:

1. The name of the “precursor” to Jesus (John the Baptist)
2. The city where Jesus met the woman at the well (Sychar of Samaria)
3. Name of the Pharisee that visited Jesus at night (Nicodemus)
4. First disciple that followed Jesus (Andrew)
5. Place where Jesus was baptized (Jordan River)
6. Name of the father of John the Baptist (Zechariah)
7. Name of the beloved disciple (John)
8. Peter’s brother (Andrew)
9. Place Jesus was tempted (desert)
10. First temptation of Jesus (turn rocks into bread)
11. Second temptation of Jesus (bow before Satan and all power would be given to Jesus)
12. Third temptation of Jesus (throw himself off of the temple because the angels would catch him)


Adventures with GOD!


























13. Who knew about the first miracle that Jesus performed (disciples, servants, Mary)
14. What was the symbol that Jesus used to talk about spiritual life with the Samaritan woman? (water)
15. The number of husbands the Samaritan woman had (five)
16. What Jesus found in the temple (people selling things)
17. Where the story of Jesus' encounter with Nicodemus is found (John 3)
18. Where the story of Jesus' encounter with the Samaritan woman is found (John 4)
19. Where did Jesus find Nathanael (under a tree)
20. Say John 3:16 by memory
21. Peter's home town (Bethsaida)
22. Disciple who replaced Judas (Matthias)
23. Where Jesus was headed when he stopped in Samaria (Galilee)

Adventures with GOD!

PATTERNS FOR THE JAR GAME

The team chooses a column and a jar (could be 20 points, 40 points, etc). Read the question and if they answer correctly they get the points. If they don't answer correctly the other team gets a chance.



1	2	3	4	5
				
				
				
				
				

Adventures with GOD!

WORKSHEET

Investigate the story in John 4:1-42 and answer the questions below:

What type of person was Nicodemus?

What type of person was the Samaritan woman?

How did Nicodemus react in his encounter with Jesus?

How did the woman react in her encounter with Jesus?

What similarities do you see between them? How are they different?