

Adventures with GOD!

SAMUEL (A.2.FALL.1)

Biblical Reference	1 Samuel 1:1-28
Key Verse	1 Samuel 1:20b
Key Concept	God loves me and always listens to my requests.
Educational Objectives	<p>At the end of class today, children will be able to:</p> <ol style="list-style-type: none"> 1. Name two characters in the story today 2. Explain what a “miracle” is 3. Say who gave Hannah the miracle of a son. <p>Two ways God helps us with our sadness:</p> <ol style="list-style-type: none"> a. Sometimes we get what we hope for b. Sometimes we don’t get what we hope for but God always loves and comforts us when we are sad.

Life Application

The stories of the bible help children to understand the character and love of God better. Through these stories, children will not only learn about the friends of God in the Old Testament, but also that God loves us, helps us, guides, makes miracles happen, and speaks to us. Today's story tells us about God’s love for a person who was suffering from sadness. During this week, children will recognize the miracle in the life of Hannah. Encourage the children to talk about their own needs and the importance of trusting in God

Possible Activities and Class Plan

Activity	Materials	Time
Opening Prayer	Candle	1 minute
Game	Sheets	10 minutes
Music	Instruments	10 minutes
Bible Story	Crayons, illustrations	10 minutes
Bible Exploration	Bible	10 minutes
Craft	Crayons, illustrations	10 minutes
Craft	Sheets, crayons, scissors, glue	10 minutes
Closing Prayer	Candle	1 minute

Adventures with GOD!

INSTRUCTIONS

Opening Prayer

Gather children around a candle, and explain that we are entering into a special time with God. Encourage the children to hold their hands out in front of them, palms up, as a sign they are ready to receive what God has for them today. Light the candle.

Prayer: God we light this candle remembering: you made light, you made us, and you are with us now. Amen (For safety sake, you may wish to extinguish the candle after the prayer.)

Game: The game "Parents and Babies" is like the game "Memory" or "Concentration", in which there are two cards that make a match. Cut out all the cards, place them on a table or floor face-up and have the children find the matches. Help match the parent with the baby. Older children can put the cards face down on a table or on the floor and they can play "Memory" with the drawings. This game will stand in contrast to Hannah who has no baby.

Music: Adding a selection of simple songs with movements can make each week fun for the children.

Bible story: Tell the story of Hannah – you may have children color the illustration as you tell the story.

Bible Exploration: The focus of today's story is that God loves us and is with us when we are sad. Hannah was very sad. She wanted to have a child. Another woman made fun of Hannah. She hoped the other woman would stop making fun of her – but she didn't. God was there with Hannah to love her and comfort her even though she didn't get what she hoped for. Later Hannah went to the temple to ask God for a miracle. She was so sad that she cried while praying. The priest Eli saw her and did not understand why she cried so much, so he told her to stop crying. But Hannah explained that she was sad and told Eli about the requests she had made to God for a child. Eli told her that God had heard her and she was going to have a baby. Hannah promised to give the child to serve God in the temple.

Craft: Children can make or color pictures of Hannah. They can use the figure of Hannah and draw "tears" made of glossy paper or other material. Then you can dress it with loose clothing that shows you are expecting a baby. Finally dress it with regular clothes and put a baby in her arms. The idea is to show that God not only removed Hannah's sorrow, but also performed a miracle.

Adventures with GOD!

Craft: Children can start developing their "Bible Stories booklet" today placing the first page with the symbol of a baby. Then make booklet covers out of cardboard or heavy paper.


Closing Prayer

Gather children around the candle again. Light the candle.


Prayer: Thank you God for making us and for making the world. Amen

Adventures with GOD!



ILLUSTRATIONS – Parents and Babies





Adventures with GOD!





Adventures with GOD!





Adventures with GOD!





Adventures with GOD!





Adventures with GOD!





Adventures with GOD!



Adventures with GOD!




Adventures with GOD!



Adventures with GOD!

ILLUSTRATION

Hannah Crying



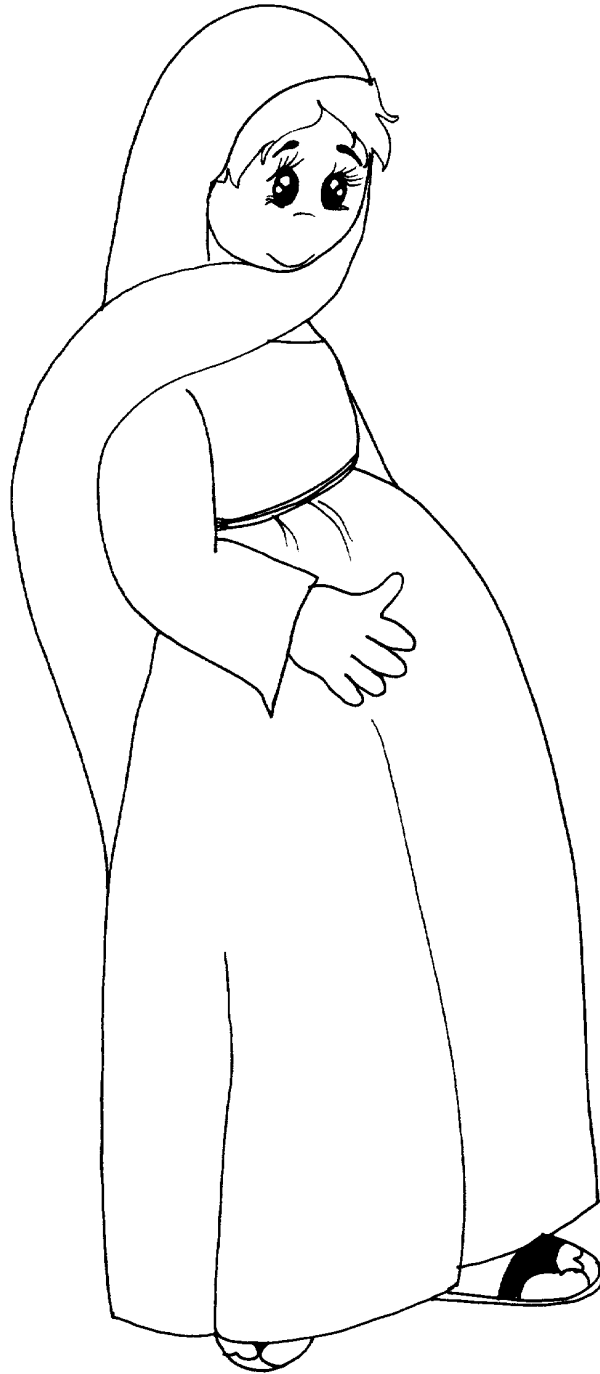
Preparation

1. Copy this figure smaller or draw small for the game.
2. blank cards
3. Add two cards with the cards of parents and their young to play "Memory".

Adventures with GOD!

ILLUSTRATION

Hannah expecting a baby



Adventures with GOD!

ILLUSTRATION

Hannah with her son Samuel

