

Adventures with GOD!

DAVID THE CONQUERER (A.2.FALL.5)

Biblical Reference	1 Samuel 17:38-50
Key Verse	1 Samuel 17:37b
Key Concept	As God helped David defeat his enemy, he will help me overcome my problems today.
Educational Objectives	At the end of the class today, the children will be able to: <ol style="list-style-type: none"> 1. Tell the story of David and Goliath. 2. Explain why the soldiers were afraid. 3. Recognize who won the battle against Goliath and who helps us through difficult times in our lives.

LIFE APPLICATION

Sometimes our problems and enemies look like giants. Once the children have heard the story of David and Goliath, they'll think about aspects of their lives that require the help of God (in your school, at home, in their relationship with their friends, etc.). Tell them that there is no problem too difficult or big for God!

Possible Activities and Class Plan

Activity	Materials	Time
Opening Prayer	Candle	1 minute
Activity	Visuals	10 minutes
Bible Exploration	Bible	15 minutes
Game	Clothes	10 minutes
Craft	Sheets, crayons	10 minutes
Activity	Marshmallows, elastic string,	10 minutes
Closing Prayer	Candle	1 minute

Adventures with GOD!

INSTRUCTIONS

Opening Prayer

Gather children around a candle and explain that we are entering into a special time with God. Encourage the children to hold their hands out in front of them palms up as a sign they are ready to receive what God has for them today. Light the candle

Prayer: God we light this candle remembering: you made light, you made us, and you are with us now. Amen

(For safety sake, you may wish to extinguish the candle after the prayer)

Activity: Begin with a brief review of prior learning. Always good to review anyone is to keep in mind the facts. With children this age is even more necessary. Use the visuals of the past weeks and ask them things about the life of David. (Example: "Who is this child? What are you doing?"). Attached is a sheet of activity where the children should draw the faces of David and Goliath.

Bible Exploration: The story of David and Goliath will be easier to understand with images. Use illustrations that are attached and tell the story so that they can understand. Sometimes it is best to try to "live" the story instead of telling it. You must be very creative to tell the story today. It will be good to leave the classroom and as they walk in, let them know that David had to go far to bring lunch to his brothers. If there is a grassy area nearby: pretend it's his temple, they can go there and talk about what David saw when he reached his brothers. Children will have the opportunity to imagine the armies, and so on.

Game: This game will help them understand how difficult it was for David to fight Goliath with King Saul's armor. Explain how he used heavy clothing. Have them put on baggy clothes and try to run. Then take off their clothes and have to them run again. They express what they have experienced. (Example: "John, is it hard to run with your dad's shoes? Poor David, he had to wear the clothes of King Saul.")

Craft: Add the illustration of the "deep" in their booklets of Bible Stories.

Activity: If you see fit, you could make a sling (like the one David used against Goliath). It is made with elastic (rubber) material and "marshmallows" (as stones). Please note: this is only intended to tell the story, we do not condone violence. You can have two teams and point to a specific target, placing something at a distance. It would be interesting for children to comment on how difficult it is to shoot something with a slingshot.

Closing Prayer

Gather children around the candle again. Light the candle

Prayer: Thank you God for making us, Thank you God for making the world. Amen

Adventures with GOD!

Bible Exploration

Long before Mary, Joseph or Jesus were born, God spoke to Samuel the priest: "Put oil on your horn and go to Bethlehem in search of a child who will one day be the king of my people." Samuel went to Jesse's house. After meeting with his sons, Samuel asked, "Do you have more children?" Then Jesse pointed to the field where his youngest son, David the shepherd boy who looked strong.

God told Samuel, "David is the chosen child! Take holy oil and anoint him in my name."

Nobody knew what Samuel was doing, only God. Alone in the mountains, David watched his flock of lions and bears who wanted to steal his sheep. The Spirit of God gave him great strength and power to fight fierce animals.

At that time there was an endless war and desolation. The army of the Philistines; Israel's army camped on two hills. King Saul was the commander of the soldiers.

Each morning a Philistine giant named Goliath of Gath came down to the Valley of Elah to challenge the Israelites saying, "Bring me a man to fight! Goliath the giant of fear filled the hearts of the Israelites with their powerful screams. His bronze armor produced a loud noise. His long spear made people fear him. Even the strongest of the Israelites was appalled at the presence of Goliath. No one dared to think to fight or beat him.

One day the shepherd David arrived with cheese and bread for his brothers who were soldiers of King Saul. Like others, they fled when they heard the voice of Goliath.

When David realized what was happening there, he said, "Goliath mocks our God how can anyone trust that God will take care of his army in time of need?"

"I will fight against the giant!"

King Saul heard what David said and laughed, "You are but a child!" Goliath knows all about fighting and war. Why do you say you can beat him? "

David replied, "In the field when a lion or a bear come to attack the flock of my father, my God helped me overcome them. I know that in this struggle, God will also take care of me and I will win!"

King Saul put his armor on David. "Here is my armor ... my metal shield ... my helmet ... and my favorite sword. Go in the Name of the Lord!"

But the armor of King David was very heavy and fell off. "I cannot use this ... I'll just use my sling!" So with his sling, David looked for smooth stones. With stones he went to the place where Goliath of Gath always called the Israelites. "Who is it?" Goliath shouted.

Although Goliath was a soldier, in front of him stood David who he saw as a child. Goliath belted out an evil laugh, but that did not stop David from approaching Goliath. Goliath claimed "Why send a child to fight me? Am I a dog that can be beat with a stick? I'll throw his bones to the birds and wild animals!"

David took one of the stones. David said, "There is only one reason why I came. You make fun of our Lord ... in his name I have power to overcome you!"

Then David took a stone and threw it and hit the Philistine on the head!

Goliath stumbled ... fell ... Goliath was ... DEAD!


Adventures with GOD!

David ran with a cry of victory. Soon everyone saw that the shepherd boy had defeated the giant. From that day on, the young David became part of King Saul's court. He became a powerful captain in the army. All that training helped him a lot, because one day the same boy who killed a giant with his sling, became a great king.

Adventures with GOD!

ILLUSTRATION


When David went to fight Goliath, King Saul wanted to give him his armor. But the armor of King Saul was too big for David. King said, "God take care of me because I'll fight on their behalf."



Adventures with GOD!

ILLUSTRATION

Goliath was a giant enemy of the people of God. Goliath dressed in heavy armor and came with a big spear. But David trusted God and only killed Goliath with a sling and a stone.



Adventures with GOD!

ILLUSTRATION

David kills Goliath with a sling and a stone




Adventures with GOD!

CRAFT - DAVID MEETS GOLIATH

A giant named Goliath mocked God and His people. Everyone was afraid of Goliath, except David because he knew that God would help him defeat Goliath.

David took his sling and five smooth stones and killed Goliath. All the people rejoiced because God had helped David defeat his enemy. This story teaches us to trust God and not be afraid.

Draw a happy face on the body of David and an angry face on the body of Goliath. Then color it.





Adventures with GOD!

CRAFT

Materials: 2 small smooth stones paint or markers Brush wool (yarn) glue (rubber)

Preparation:

1. We must be sure that the stones are smooth and clean.
2. Give a copy of each of the faces to color and then stick on the stones. The happy face is David and the angry face is Goliath.
3. Also provide them with pieces of wool to make hair.



Adventures with GOD!

WORKSHEET - REASONS TO PRAISE GOD

David loved God, and he tried to obey all the time. David tended the sheep of his father. Once a lion attacked the flock, God helped David kill the lion. On another occasion, David killed a bear that tried to harm the sheep. When the giant Goliath mocked the people of God, they were all afraid. But David knew that God would also help him kill Goliath.

David had many things for which to thank God for. He wrote many songs praising and giving thanks for His protection and care. Color and take this sheet home to share with your family and share the story of David.




Adventures with GOD!

PUPPETS - DAVID AND GOLIATH

Materials: scissors crayons patterns
 glue (rubber) wool fabric scraps
 Elastic sequin paper bag

Preparation:

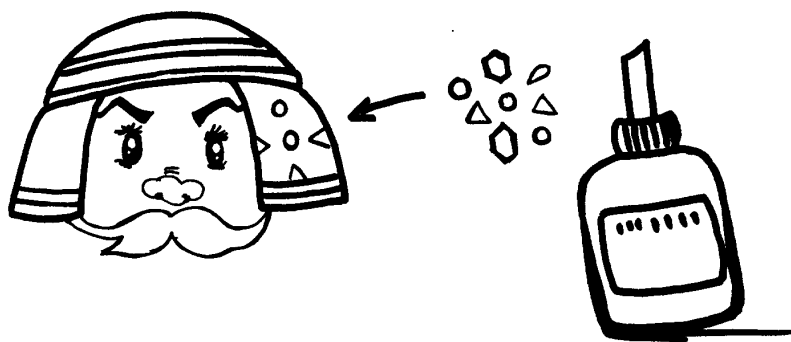

1. Give each child cut out (enlarge copies).
2. Color or decorate the puppets with colored paper or other material.
3. When finished, help them glue the parts onto a paper bag as shown in the illustration below.



Adventures with GOD!

ILLUSTRATIONS


DAVID AND GOLIATH



Adventures with GOD!

PATTERN


FACE GOLIATH



Adventures with GOD!

PATTERN

THE BEARD OF GOLIATH



Adventures with GOD!

PATTERN

DAVID

