

Adventures with GOD!

SHARE JESUS WITH OTHERS (A.2.Winter.11)

Biblical Reference	Acts 1:3-8
Key Verse	Acts 1:8
Key Concept	One way to help others is to share about Jesus with them.
Educational Objectives	At the end of the class today, the children will be able to: <ol style="list-style-type: none">1. Talk with other children about Jesus2. Name someone they want to tell about Jesus3. Act out the Bible verse

Life Application

One of the privileges that we have as children of God is to help others come to know Jesus as Lord and Savior. The children, because of their pure love and their innocent way of sharing with others, are excellent witnesses of God's love. It's important that they understand why we share Jesus with others and how we share him with others.

Possible Activities and Class Plan

Activity	Materials	Time
Opening prayer	Candle	1 minute
Bible exploration	Bible	10 minutes
Activity	Figure of Jesus with the children, hearts, tape	10 minutes
Bible verse	Paper cut outs with the words of the verse, a string, small clothes pins	5 minutes
Craft		15 minutes
Snack		10 minutes
Closing prayer	Candle	1 minute

Adventures with GOD!

INSTRUCTIONS

Opening Prayer: Gather children around a candle and explain that we are entering into a special time with God. Encourage the children to hold their hands out in front of them, palms up, as a sign they are ready to receive what God has for them today. Light the candle.

Prayer: “God we light this candle remembering: you made light, you made us, and you are with us now. Amen.” (For safety sake, you may wish to extinguish the candle after the prayer.)

Bible exploration: If possible get a copy of the book without words that shares the story of salvation (this book uses colors to tell the gospel story). Share that Jesus wants others to know the good news about his love, including our neighbors, kids in our school, etc. We can share with others the good news and love of Jesus, because God has given us the capacity to do it.

The Bible tells us that this is what Jesus talked to his disciples about before he went to be with God. Open your Bible to Acts 1:3-8 and explain what was happening in this scene and what Jesus asked his followers to do. This is what Jesus asks us to do too.

Activity: On a piece of poster board or on the white board, write the words, “I can talk about Jesus with...” then tape on the illustration of Jesus with children. Before the class, make enough cut out hearts and ask the children who they want to know the love of God (write the names on the hearts). Then let the children tape the hearts up on the board. At the bottom of the poster board or white board, write the words, “I can share with others about Jesus because he gives me courage.”

Bible Verse: Even though the children can’t read yet, they’ll like this memory activity. Write each word of the verse on a separate piece of paper. It would be great to cut the paper into different shapes. Have a string hung up ahead of time. As you say the words of the verse, put them up on the string with clothes pins. Let the children help to put them up.

Craft: You will find several different options for crafts in the following pages.

Snack: During the time when you share the snack with them, spend time singing together. Give thanks to God that we can share God’s love and the good news of salvation with our friends and our family.

Closing Prayer: Gather children around the candle again. Light the candle.

Prayer: Thank you God for making us, Thank you God for making the world. Amen

Adventures with GOD!



CRAFT

Ask me about Jesus button

Materials: circles cut out of paper, tape, glue, stapler, safety pin, crayons, image of Jesus' face.


Instructions:

1. Make a copy of the circle below and cut them out (about 6 cm) for each child.
2. With tape, attach a safety pin on the back of the circle. Make sure it is attached securely.
3. Give them a circle with an illustration of Jesus' face (smaller than the other circle).
4. After coloring it, glue it to the center of the circle.



Adventures with GOD!

PUZZLE



Adventures with GOD!

ILLUSTRATION

Jesus with children



Adventures with GOD!


CRAFT

Who loves the children?

Materials: pattern, glue, crayons, paper, marker

Instructions:

1. Using the pattern, make a copy for each child.
2. Cut another piece of paper the size of the image below (following the solid lines) and then cut out a window (using the dotted lines as a guide).
3. Let them color the drawing and then help them glue it behind the paper with the window. When they open the window they will see the drawing of Jesus.
4. Write on the top of the paper with the window "Who loves.....(insert child's name)?"



Adventures with GOD!

ILLUSTRATION/CRAFT



Adventures with GOD!

THE BOOK WITHOUT WORDS/WORDLESS BOOK

Instructions for the teacher:

It is our responsibility as Christians to share Jesus' love and the good news of Jesus' salvation with others. Using the book without words, it's easy to visualize the significance of Jesus' sacrifice on the cross. Using the different color pages you can share the good news in very simple words that they can share with their friends.

Read carefully the Bible verses given here which lay out the message of salvation. If it's possible to have materials ready for each child to make their own book that would be great too. Then they can take it home and share it with others. Instead of a book you can also use beads and make bracelets.

There are many ways to teach God's salvation plan, and if you have other creative ways of sharing it, go ahead and do it. The most important thing is that the children hear and understand the message.

Page 1 – Gold or yellow color: John 14:1-3, Philippians 3:20

God loves us and has prepared a very special life for us. The life that God has prepared begins here and now and continues for all eternity in God's presence. The Bible says that Jesus, when he returned to heaven is preparing a room for us in God's house and here on earth Jesus has promised us an abundant life (one filled with joy, love, etc).

Page 2 – dark color or grey: Romans 3:23, Romans 6:23

Sin (the bad things we do that don't please God) is the only thing that separates us from God. Sin has hurt us. Any thought, word or deed that is contrary to God's will is sin. Sin has separated us from God.

Page 3 – Red: Romans 5:8

Even though sin separates us from God, God loves us so much and sent his son Jesus to the world. Jesus came and lived the life we should have lived. Then he died on a cross on Calvary

Adventures with GOD!

and he shed his blood for us. The Bible says that through Jesus' blood we are forgiven for our sins when we confess them to God and ask for forgiveness.

Page 4 – Choose a color like white, light yellow, or even a blue: Psalm 51:7, Acts 22:16

If we confess our sins, and seek to live as God wants us to live, and give our lives to Jesus than we are freed from our sins and the consequences of sin.

Page 5 – Green: John 10:10

When we receive Jesus and ask him to be our Lord and Savior we begin a new life and we are called children of God. We grow in our relationship with God through actions like prayer, reading the Bible, serving others, worship with others. We receive hope that we will live with God for all of eternity.