

Adventures with GOD!

HEROES (B.2.FALL.1)

| | |
|------------------------|---|
| Biblical Reference | Joshua 1:6-9 |
| Key Verse | Psalms 56:3, 4 |
| Key Concept | In times of fear, when I trust in God, He removes my fear. |
| Educational Objectives | At the end of the class today, the children will be able to: <ol style="list-style-type: none"> 1. Recognize that a Biblical Hero is a brave follower of God. 2. Discover a brave follower. 3. Recognize that a follower is not perfect. |

Life Application

We all have people we admire for their special quality or ability. These people can be models of life for children. Unfortunately, today, heroes are characters who express unbiblical morals. Through this lesson, children will find that God views hero's differently. We will look at the lives of real heroes. These are brave followers of God who trusted God, were brave, and who admitted they made mistakes and needed God's forgiveness and help.

Possible Activities and Class Plan

| Activity | Materials | Time |
|-------------------|--|------------|
| Introduction | Hiding paper | 10 minutes |
| My GROW Adventure | GROW Adventure w/God materials | 5 minutes |
| Opening Prayer | Candle | 1 minute |
| Bible Reading | Bible | 5 minutes |
| Bible Exploration | Symbols for brave followers: ears, heart, hands/feet, happy/sad face items | 10 minutes |
| Game options | See Below | 10 minutes |
| Craft | Sheets, crayons, scissors, glue | 10 minutes |
| My GROW Adventure | Review | 5 minutes |
| Closing Prayer | Candle | 1 minute |

Adventures with GOD!

INSTRUCTIONS

Introduction: In advance make several copies of “brave Followers of God” found in the following pages. They have the names for the heroes studied in this quarter. Cut into card and hide them in the classroom and let the children look for "Heroes" when they come to class. (The first to come will have more time to find). You can have multiples of each name. Have children match the names and then explain these are brave followers of God who we will learn about in the next weeks.

My GROW Adventure with God Weekly Review: As children enter take time to have them reflect on their adventure with God booklets and either discuss or use art materials to express their journey during the past week. You may wish to add any art work, written poems, prayers or songs to a GROW wall in the room. You can find my GROW Adventure with God materials on the Covchurch.org website in the same place as the Adventures with God sessions.

Opening Prayer: Gather children around a candle. Light the candle and explain that we are entering into a special time with God. Encourage the children to hold their hands out in front of them palms up as a sign they are ready to receive what God has for them today.

Prayer Example: Lord God, thank you for making us, for loving us, for forgiving us, and guiding us. We know you are here with us right now. As we enter into your word, the Bible, help us draw close to you, to understand and to listen to what you have to say to us. Amen

(For safety sake, you may wish to extinguish the candle after the prayer)

Bible Reading: Joshua 1:6-9 explain that as we read the Bible we do that first to spend time with God. Children can remain with hands out stretched palms up to receive the word as it's being read. Alternatively they can be invited to draw what they hear. Read the Bible passage for the day two times and ask children to reflect on the passage before asking the questions below.

Bible Exploration: In today's story discuss three important things:

1. Will people have to be afraid or brave and strong to receive God's gift of the land?
2. The “law” is another name for the Bible. What does God say about the Bible?
3. It must be a difficult journey if the people need to be strong and brave. Who will go with them to help them not be afraid?

Ask: What makes a hero? Children share their ideas. Then say, we have also seen the Bible speaks of them, as brave followers of God.

Adventures with GOD!

When the Bible speaks of the heroes, we notice that they are:

1. Brave followers who listened to God. **Listen** = show picture of ears
2. Brave followers who decided to trust God. **Trust** = show picture of heart
3. Brave followers who obeyed God and helped others. **Obey** = show picture of hands/feet

Victory (what God gives when their heroes trust and obey) = a V (Made with fingers)

Joy (what we feel when we have obeyed God) = happy face

Sadness (what we feel when we have not trusted or obeyed or we try but its hard) = Sad face.

Explain that God understands our sadness and frustration. God is always cheering us on – ready to help us listen, trust and obey and to forgive us when we make a mistake.

Choose a Game: Children need to know how to make decisions in life. If children do not learn now as it will be harder as adults. This activity will give the opportunity to choose between two options. There will only be time for one. You can also select one or two to play as a class.

Three of Hearts: Attached are questions for the game. May be used Game based on the resource kit or simply based on a cardboard.

Labyrinth: The questions for this game are attached. The base model can do in cardboard or paperboard.

Game 3 - Memory: Copy and make cards on paper of the symbols used in the Bible Exploration section. If possible laminate the cards for the game, that way they can be used at other times. Make two or four cards with each symbol. Place the cards face down. Children should take turns to lift and match two cards. If they match two with the same symbol you can remove, if not then they can be used again until the match is found. The child with the most cards at the end of the game wins. They can play several times.

Craft: My hero – Use the sheets that follow. You will need glue and crayons or makers.

Adventures with GOD!

Today's GROW Adventure with God Review:

G: God's Word: What is the story? (give children an opportunity to express their understanding of the story).

R: Relationships: Is there anything in today's bible story that shows us how we should or shouldn't share God's love with others? (Remind children that sometimes God uses the stories of the bible to show us how we shouldn't act toward God or others and give them a chance to consider how we might show God's love instead).

O: Outward Action: Is there anything in the bible story that shows us how we should help or serve God or others? (Explore concrete ways the children could live this out in the coming week).

W: Worship: Is there anything in the bible story that shows us how we should accept God's love for us and others? Ask: How do you feel about God? How would you like to respond to God? What would you like to say to God?

Closing Prayer: Gather children around the candle again. As you light the candle explain that the flame is something that is present in the light and the darkness. In the same way, it reminds us that God is always with us. Is there anything anyone wishes to say to God? After children have responded, close the prayer time.

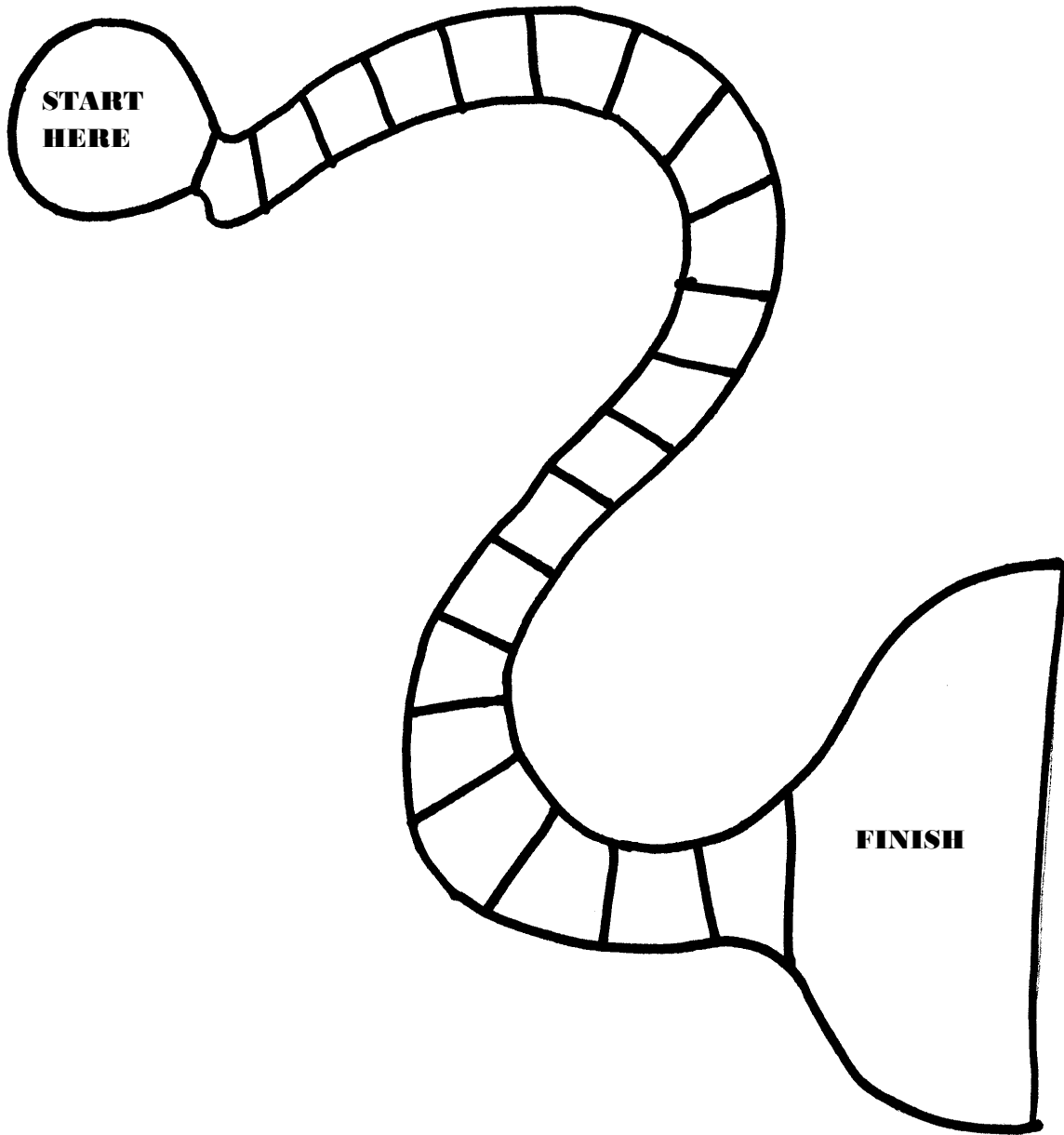
Prayer Example: Lord God, we thank you that you are always with us, and always love us. It's good to be with you. Thank you for what we have learned today. Thank you for being with us and for teaching us through the Bible. Help us to remember what you have taught us today and to live it out when we leave. Amen

Adventures with GOD!

GAME 1

THE LABYRINTH: INSTRUCTION SHEET

Use this sheet as a game board. Make small squares using colored paper for playing pieces. Play this game with the children by answering together and playing against a puppet.



Adventures with GOD!

GAME 1

THE LABYRINTH: QUESTIONS

Note: Write each question on a card or paper. Must add back the number of the question for the game leader can find the correct answer on the answer sheet.

1. Mention two modern real heroes. (forward two spaces)
2. Name two symbols used in the lesson. (forward two spaces)
3. A true hero is a perfect person (no failures). True or False (forward one space)
4. A true hero wants to help himself. True or false (forward one space)
5. The real hero will **O** _____ **G** _____. (forward one space)
6. The real hero has decided to **T** _____ in **G** _____. (forward space)
7. If I have trust in God, God will help me not to be **A** _____. (forward two spaces)
8. A true hero gives his life to serving others. True or False (forward one space)
9. All biblical heroes were men. True or false (forward one space)
10. The true hero knows how to **L** _____ to **G** _____. (forward one space)
11. Name three real heroes. (forward three spaces)
12. Are there real heroes today? (forward one space)
13. What are two qualities people look for in a hero who is not Christian? (forward two spaces)
14. What is the difference between a real hero and a fantasy hero? (forward two spaces)
15. When we are afraid what should we do? (forward two spaces)

Adventures with GOD!

16. How does God talk to us? (forward three spaces)

17. Write today's memory verse. (forward four spaces)_____.

18. Write down three qualities of a true hero. (forward six spaces)

19. Write one true biblical hero (forward one space)

20. A true hero cannot be selfish. True or false (forward one space)

Adventures with GOD!

GAME 1

THE LABYRINTH: ANSWERS

Note: The game leader should have the answer sheet. You must help them success in the game. So the leader can give "hints" to help but it has to be fair to all teams.

1. Mention two modern real heroes. (forward two spaces)
They can name Christians that demonstrate the qualities of a true hero.
2. Name two symbols used in the lesson. (forward two spaces)
Ear, heart, hands and feet, "V", happy face, sad face
3. A true hero is a perfect person (no failures). True or False (forward one space)
FALSE
4. A true hero wants to help himself. True or false (forward one space)
FALSE
5. The real hero will **O** _____ **G** _____. (forward one space) True or Real Hero?????
Obey God
6. The real hero has decided to **T** _____ in **G** _____. (forward space)
Trust, God
7. If I have trust in God, I will not be **A** _____. (forward two spaces)
Afraid
8. A true hero gives his life to serving others. True or False (forward one space)
TRUE
9. All biblical heroes were men. True or false (forward one space)
FALSE
10. The true hero knows how to **L** _____ to **G** _____. (forward one space)
Listen, God
11. Name three real heroes. (forward three spaces)
Can name biblical or modern heroes if they demonstrate the qualities of a true hero
12. Are there real heroes today? (forward one space)
YES – Those who love and follow God.
13. What are two qualities people look for in a hero who is not a Christian? (forward two spaces)
Popularity, money, fame, something he/she contributes, etc...
14. What is the difference between a real hero and a fantasy hero? (forward two spaces)
a fantasy hero is not real, exists only in someone's imagination; has artificial powers given abilities.

Adventures with GOD!

15. When we are afraid what should we do? (forward two spaces)

Trust in God

16. How does God talk to us? (forward three spaces)

Bible, Prayer, Holy Spirit

17. Write today's memory verse. (forward four spaces) _____ **Today's Verse** _____.

18. Write down three qualities of a true hero. (forward six spaces)

They know how to **listen** to God, decide to **trust** God, **obey** God and help others

19. Write one true biblical hero (forward one space)

They can write people like David, Abraham, the twelve disciples, etc...

20. A true hero cannot be selfish. True or false (forward one space)

TRUE



Adventures with GOD!

GAME 2 - Tic Tac Toe: INSTRUCTION SHEET FAQ

The game has nine spaces and each space will be filled when a player answers the question correctly the game leader reads. The player decides what space you want to put the rightful symbol (X or O). When the player (or team) has been filled with its symbol three spaces in a straight line, either vertical, horizontal or diagonal has made "Tic Tac Toe" has won. Three or more people can play, one that is the leader of the game and read the questions and the other form two teams.

Questions: True or False

1. A non-Christian can be a real hero. **(False)**
2. A true hero can be a kid. **(True)**
3. The Bible is one way God talks to us. **(True)**
4. A true hero is the one who shows the way of God to others. **(True)**
5. A true hero is one who serves and gives to others. **(True)**
6. Noah was a true hero. **(True)**
7. A true hero obeys God. **(True)**
8. A true hero has decided to trust God. **(True)**
9. A true hero is perfect. **(False)**
10. There are no real heroes today. **(False)**
11. Trusting God helps us not to be afraid. **(True)**
12. Samson was always a true hero. **(False)**
13. We can be heroes for God. **(True)**
14. The real heroes were always men. **(False)**
15. "Superman" was a true hero. **(False)**
16. A true hero is a person who is popular and rich. **(False)**
17. A true hero knows how to listen to God. **(True)**
18. A true hero is selfish. **(False)**


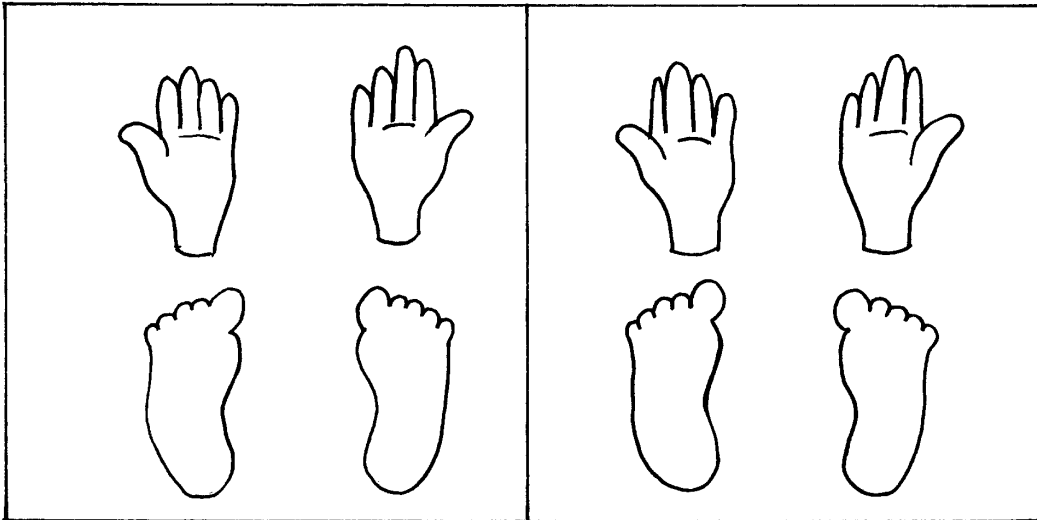


Note: You can copy on to cardboard and cut them out.

Adventures with GOD!



GAME 3 - MEMORY

Copy and cut pictures on the following pages. Place the cards face down. Children should take turns to lift and match two cards. If they match two with the same symbol you can remove, if not then they can be used again until the match is found.



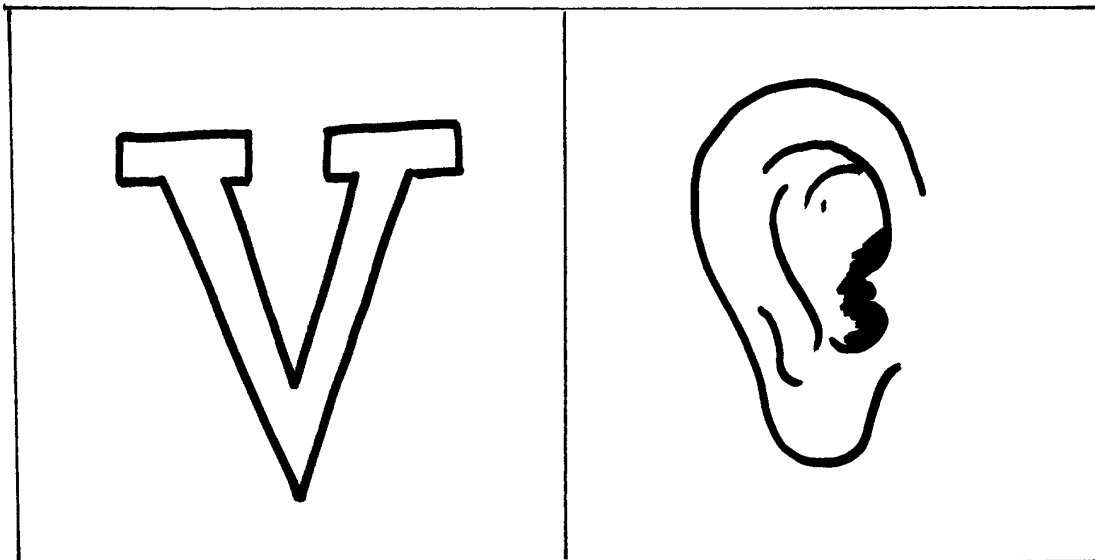
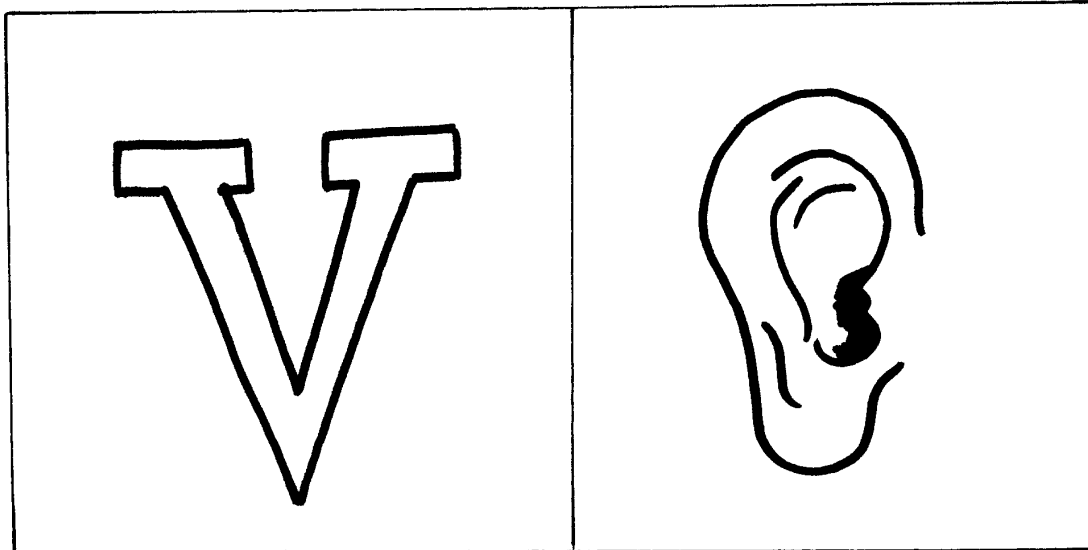
Adventures with GOD!

GAME 3 - MEMORY



Adventures with GOD!

GAME 3 – MEMORY



Adventures with GOD!

HEROES – Brave Followers of God

DAVID

DEBORAH

MOSES

SAMSON

GIDEON

ESTHER

DANIEL

JOSHUA


CALEB

RAHAB

Adventures with GOD!

CRAFT – My Hero

There are many different heroes in our lives. They are models for us when we face difficult situations. Generally a hero or heroine is someone we admire for their courage and for their works or noble qualities. A real hero is someone who knows how to listen to God has decided trust God and obey God by helping others. Is there anyone who is a model for your life when you have to make a decision? In the box below, draw your hero or write something about him or her. Explain who and why this person is your hero. What have they done to earn your respect? How do you want to be like them?



Adventures with GOD!

CRAFT – My Hero

Paste this verse to the backside of the picture.

"When I FEAR

I trust you.

I TRUST IN GOD

And

PRAISE HIS WORD;

I TRUST IN GOD

And I'm not afraid. "

Psalms 56:3, 4