

Adventures with GOD!

JOSHUA AND RAHAB (B.2.FALL.4)

Biblical Reference	Joshua 6:2-7, 6:15-17, 6:20 / Rahab's story 2:1-6, 2:8-11, 2:15, 2:23
Key Verse	Psalms 78:52-53a
Key Concept	When I trust in God, He delivers me from the fear that I sometimes feel.
Educational Objectives	At the end of the class today, the children will be able to: <ol style="list-style-type: none"> 1. Tell the story of Rahab & the Fall of Jericho. 2. Express their feelings to God. 3. Use the crafts to help them remember the story.

Life Application

This is the story of the fall of Jericho. It highlights brave followers Joshua and Rahab. Both trusted and followed God even though they faced a powerful enemy in Jericho. Often children's curriculum leaves out Rahab because she was a prostitute. But Rahab was not only a brave follower of God; she was also an ancestor of King David and Jesus. If you are reading the text, you can choose to leave out the word prostitute. If the children are reading the text you can explain that sometimes women back then had few options to support themselves if their husbands died or left them. So she would let men stay and sleep at her house, like the two spies. This is also continuing story of Joshua and the Israelites who trusted and obeyed God as they as they entered into the land promised to them.

Possible Activities and Class Plan

Activity	Materials	Time
Introduction	Thick red yarn, hole punch, scissors, red construction paper, copies of verse cards, glue	10 minutes
My GROW Adventure	GROW Adventure w/God materials	5 minutes
Opening Prayer	Candle	1 minute
Bible Reading	Bible	5 minutes
Bible Exploration	Bible illustration model	25 minutes
Craft	Sheets, glue, crayons, paper	10 minutes
My GROW Adventure	Review	10 minutes
Closing Prayer	Candle	1 minute

Adventures with GOD!

INSTRUCTIONS

Introduction: When children arrive, they can start making Rahab's rope. See following pages – they will complete those during Bible Exploration.

My GROW Adventure with God Weekly Review: As children enter take time to have them reflect on their adventure with God booklets and either discuss or use art materials to express their journey during the past week. You may wish to add any art work, written poems, prayers or songs to a GROW wall in the room. You can find my GROW Adventure with God materials on the Covchurch.org website in the same place as the Adventures with God sessions.

Opening Prayer: Gather children around a candle. Light the candle and explain that we are entering into a special time with God. Encourage the children to hold their hands out in front of them palms up as a sign they are ready to receive what God has for them today.

Prayer Example: Lord God, thank you for making us, for loving us, for forgiving us, and guiding us. We know you are here with us right now. As we enter into your word, the Bible, help us draw close to you, to understand and to listen to what you have to say to us. Amen

(For safety sake, you may wish to extinguish the candle after the prayer)

Bible Reading: Joshua 2:1+6, 2:8-11, 2:15, 2:23, 6:27, 6:15-17, 6:20 Explain that as we read the Bible we do that first to spend time with God. Children can remain with hands out stretched palms up to receive the word as it's being read. Alternatively they can be invited to draw what they hear. Read the Bible passage for the day two times and ask children to respond with their own thoughts prior to Bible Exploration.

Bible Exploration:

1. Rahab

A: Ask: I wonder how God felt about Rahab when she helped the two Israelite men? Why do you think Rhab helped them?

B: Craft: Rahab's Rope (see following pages). Have the class make Rahab's rope while asking the next questions.

C. Ask: I wonder what would have happened if the soldier's in Jericho had found the 2 Israelites with Rahab? Why do you think Rehab is known as a brave follower of God?

D: Explain: This rope will remind us that Rahab was a brae follower of God who helped two Israelite men escape because she trusted and obeyed God. Act out scene as a class.

Adventures with GOD!

1. God gave specific instructions on how to conquer Jericho go (all) around town (one lap each day for six days and seven times on the seventh day, not to speak – just blow your horn. On the 7th day, blow your horns and on the 7th time around the city. Shout – The Lord God has given us the city. Have the children act this out by marching around the rope or table.
2. The Israelites decided to trust the word of God, even though it seemed to obey.
3. They had to put into action their confidence to obey God and He gave them victory!
4. Ask the children how they felt marching around the city and blowing their horns.

2. The Fall of Jericho

A. Setup Jericho

Option 1 – A long length of rope set on the in a circle


Option 2 – A long length of rope set on the floor in a circle with cardboard boxes or cardboard blocks used to make a wall.

B. Make a Shofar (horns)

Option 1 – decorate a piece of construction paper and roll it so that one end is smaller then the other and tape or glue to hold in place.

C. While the children are making their Shofar (horns). Ask: I wonder if the people felt the marching around the city of their enemy? I wonder how they felt after marching around the city blowing their horns for six days? Do you remember what happened on the 7th day? They marched around the city 7 times, blowing their horns and shouting and the walls came down. Explain: Joshua and the people were brave followers of God. They trusted and obeyed God even when it seemed strange and they were afraid.

Craft: Use the pictures of the gate with Priest blowing the Shofar and the crumbling walls to make a story board. Color and paste each frame in order on a large sheet of construction paper. You can fold the construction paper between the pictures so it will stand up.



Extras: There is a picture Joshua and a verse for the day. You can use if you have extra time.

Adventures with GOD!

Today's GROW Adventure with God Review:

G: God's Word: What is the story? (give children an opportunity to express their understanding of the story).

R: Relationships: Is there anything in today's bible story that shows us how we should or shouldn't share God's love with others? (Remind children that sometimes God uses the stories of the bible to show us how we shouldn't act toward God or others and give them a chance to consider how we might show God's love instead).

O: Outward Action: Is there anything in the bible story that shows us how we should help or serve God or others? (Explore concrete ways the children could live this out in the coming week).


W: Worship: Is there anything in the bible story that shows us how we should accept God's love for us and others? Ask: How do you feel about God? How would you like to respond to God? What would you like to say to God?

Closing Prayer: Gather children around the candle again. As you light the candle explain that the flame is something that is present in the light and the darkness. In the same way, it reminds us that God is always with us. Is there anything anyone wishes to say to God? After children have responded, close the prayer time.

Prayer Example: Lord God, we thank you that you are always with us, and always love us. It's good to be with you. Thank you for what we have learned today. Thank you for being with us and for teaching us through the Bible. Help us to remember what you have taught us today and to live it out when we leave. Amen


Adventures with GOD!

ILLUSTRATION
JERICO



Adventures with GOD!

ILLUSTRATION
JERICO FALL



Adventures with GOD!

ILLUSTRATION THE "SHOFAR"




When the priests blew their "trumpets" seven times in the battle of Jericho played a horn that was called "shofar". The shofar was a musical instrument indeed curved horn of a ram. The horn had to be treated and shined before you can get the right sound.

A shofar is a trumpet. No melody can be played in a shofar. The shofar was used to send signals to announce special occasions, for call soldiers to battle and to give the alarm.

Adventures with GOD!

CRAFT JERICO



Materials: cardboard, light colored construction paper, 5 blocks of foam, 7 pieces of gray cardboard, 15 pieces of red paper, brown paper, markers, pens or pencils, glue or stapler.

Preparation:

1. On cardboard write "God promised VICTORY ". Paste it into the top left corner (see Illustration) of the cardboard.
2. On the cardboard make a circle of 14 cm. inches in diameter.
3. Fold gray paper. Glue these pieces inside the circle (to "fall" into).
4. Glue blocks or cubes in the center of the circle (to represent the houses of the city).
5. Cut red slips into figures of people (to represent Joshua's army). Bend the legs to form a base. Glue figures outside the circle.
6. Draw "bricks" on brown paper strips. Close ends in a circle with the strip (use the stapler).
7. Put on cardboard and draw circle inside. (When removing the circle, gray confetti will fall).

Adventures with GOD!



ILLUSTRATION - CRAFT

RAHAB ROPE

Materials: At least 3 feet of red Yarn for each child, red paper, punch, scissors


Preparation:

1. Cut three lengths of yarn at least 1 foot each. Tie a knot near the bottom of the three to join them.
2. Braid wool braided leaving a few inches at the top of each for the hearts.
3. Cut three hearts (using the pattern below), and punch a hole in the top of each.
4. Loop & wind the yarn at the top as shown in the illustration. Attach a heart to each of the pieces of yarn. You may use the hole or attach with staple/tape or glue.
5. Cut verse and punch a hole in the top. Tie in the bottom of the braid. Use this model to do something similar with the children.



Adventures with GOD!

ILLUSTRATION



“But suppose you don’t want to serve him. Then choose for yourselves right now whom you will serve. You can choose the gods your people served east of the Euphrates River. Or you can choose the gods the Amorites serve. After all, you are living in their land. But as for me and my family, we will serve the Lord.” (Joshua 24:15 NIRV)

Adventures with GOD!

BUT HE BROUGHT HIS
PEOPLE OUT LIKE A FLOCK.
HE LED THEM LIKE SHEEP
THROUGH THE DESERT.
HE GUIDED THEM SAFELY,
AND THEY WEREN'T
AFRAID. BUT THE RED SEA
SWALLOWED UP THEIR
ENEMIES.

PSALMS 78:52-53

Verse