

Adventures with GOD!

SAMSON'S MOTHER & FATHER (B.2.FALL.8)

Biblical Reference	Judges 13:2-16, 13:19-24
Key Verse	Proverbs 28:25, 26
Key Concept	I To live well I have to trust Him and obey. God wants the best for me.
Educational Objectives	At the end of the class today, the children will be able to: <ol style="list-style-type: none"> 1. Recap the story of Samson's parents 2. Describe what a Nazarite is. 3. Explore ways they can obey God by helping others.

Life Application

Samson's parents were brave followers of God who listened, trusted and obeyed. God blessed them with a son (Samson). It is very important that children learn that everyone is "unique" to God and that He has a special purpose for each life. The Bible teaches us that when we hear the voice of God (whether through the Bible, a good counselor, an angel, or prayer) and decided to trust and obey, we will prosper. However, even when we make mistakes God forgives us and will help us to listen, trust and obey.

Possible Activities and Class Plan

Activity	Materials	Time
Introduction	Slips of paper	10 minutes
My GROW Adventure	GROW Adventure w/God materials	5 Minutes
Opening Prayer	Candle	1 minute
Bible Reading	Bible	5 minutes
Bible Exploration	Illustration – Messenger from God	15 minutes
Craft	individual sheets, foil, crayons, scissors, copies of Gift handout, glue, construction paper	15 minutes
Activity	Copies of worksheet	10 minutes
My GROW Adventure	Review	5 minutes
Closing Prayer	Candle	1 minute

Adventures with GOD!

INSTRUCTIONS

Introduction: Invite the children to think of a word and write or draw it on a slip of paper. The other children will ask 3-4 questions trying to figure it out. The child will show the slip of paper and give the answer after 3-4 questions. Explain that we don't always know the answers but God knows everything.

My GROW Adventure with God Weekly Review: As children enter take time to have them reflect on their adventure with God booklets and either discuss or use art materials to express their journey during the past week. You may wish to add any art work, written poems, prayers or songs to a GROW wall in the room. You can find my GROW Adventure with God materials on the Covchurch.org website in the same place as the Adventures with God sessions.

Opening Prayer: Gather children around a candle. Light the candle and explain that we are entering into a special time with God. Encourage the children to hold their hands out in front of them palms up as a sign they are ready to receive what God has for them today.

Prayer Example: Lord God, thank you for making us, for loving us, for forgiving us, and guiding us. We know you are here with us right now. As we enter into your word, the Bible, help us draw close to you, to understand and to listen to what you have to say to us. Amen

(For safety sake, you may wish to extinguish the candle after the prayer)

Bible Reading: Judges 13:2-16, 13:19-24 Explain that as we read the Bible we do that first to spend time with God. Children can remain with hands out stretched palms up to receive the word as it's being read. Alternatively they can be invited to draw what they hear. Read the Bible passage for the day two times and ask children to respond prior to moving into Bible Exploration.

Bible Exploration: Give children the illustration "A messenger from God" and invite them to color it as you explore the story.

Ask: I wonder what an angel looks like?

Explain: Often angels are pictured with wings. The Bible never says angels have wings. Angels are messengers from God and may look a lot like us.

Ask: I wonder how Samson's mother knew the messenger was an angel but her husband Manoah did not know at first?

Explore: Look at verses 13:4-5

Ask: What does the angel tell Samson's mother?

- Don't drink wine or strong drink
- Don't eat anything unclean

Adventures with GOD!

- You will give birth to a son (Samson)
- Samson will be a Nazorite (Someone who devotes their whole life to God. Someone who always tries to Listen – Hand to ear, Trust – Hand to ear, Obey – Marching).
- Samson’s hair is never to be cut because it is a sign that he always follows God and God is his strength.

Ask: I wonder if Samson’s mother Listened, Trusted and Obyed? (Use the motions)

Look at verse 13:8

Ask: What does Manoah, Samson’s father pray for?

- For the angel to return
- For God to teach them how to care for their son

What do you pray for?

Ask: Do you think Manoah’s prayer was answered?

Ask: Was Manoah’s prayer to just help himself or to help others?

Ask: I wonder why Manoah was afraid after he realized the messenger was an angel? 13:20-22

Ask: What does Manoah’s wife say? Vs. 23

Ask: Did Manoah and his wife listen to God? (Hand to ear)

Did Manoah and his wife trust and believe what God said? (Hands on heart)

Did Manoah and his wife obey God? (Marching)

That would make Manoah and his wife; Samson’s parents were brave followers of God.

Craft: Make a copy of "My best gift to God" for each child and have them color and cut it out. Also cut out the circle in the middle of the gift. Attach a small square of tin foil to the back of the gift so it covers the hole in the front. Now glue the gift on to construction paper. Invite them to look at the gift. Ask: who do you see? Explain the best gift God gave us was life. The best gift we can give to God is our love. We can do that by listening, trusting and obeying God. By being brave followers of God. You might consider asking the children to share something special or nice about their classmates. As a teacher be prepared to share something special about each child.

Activity: Worksheet "Ways I can be a brave follower of God by helping others". Have children color while discussing how the children are obeying and helping. Ask if they can share others was of helping.

Today's GROW Adventure with God Review:

G: God's Word: What is the story? (give children an opportunity to express their understanding of the story).

R: Relationships: Is there anything in today's bible story that shows us how we should or shouldn't share God's love with others? (Remind children that sometimes God uses the stories

Adventures with GOD!

of the bible to show us how we shouldn't act toward God or others and give them a chance to consider how we might show God's love instead).

O: Outward Action: Is there anything in the bible story that shows us how we should help or serve God or others? (Explore concrete ways the children could live this out in the coming week).

W: Worship: Is there anything in the bible story that shows us how we should accept God's love for us and others? Ask: How do you feel about God? How would you like to respond to God? What would you like to say to God?


Closing Prayer: Gather children around the candle again. As you light the candle explain that the flame is something that is present in the light and the darkness. In the same way, it reminds us that God is always with us. Is there anything anyone wishes to say to God? After children have responded, close the prayer time.

Prayer Example: Lord God, we thank you that you are always with us, and always love us. It's good to be with you. Thank you for what we have learned today. Thank you for being with us and for teaching us through the Bible. Help us to remember what you have taught us today and to live it out when we leave. Amen

Adventures with GOD!


ILLUSTRATION

A messenger from God



Adventures with GOD!


CRAFT
THE BEST GIFT



Adventures with GOD!

WORKSHEET

Ways I can be a brave follower by helping others.



**"He who trusts in his own heart is a fool ... but whoever trusts in the LORD will prosper"
(Proverbs 28:25, 26)**