

# Adventures with GOD!

## SAMSON (B.2.FALL.9)

Biblical Reference	Judges 16:4-30
Key Verse	Proverbs 28:18
Key Concept	When we disobey God, we have problems. We have peace when we obey God.
Educational Objectives	At the end of the class today, the children will be able to: <ol style="list-style-type: none"> <li>1. Explain the secret of the power of Samson (remembering that the power came from God).</li> <li>2. Recall how Samson lost his power</li> <li>3. Explain how God forgives.</li> </ol>

### Life Application

Children often are tempted to disobey God because they want to please others or because they want something that seems important. This story illustrates that God always wants the best for our lives, but sometimes we cannot see or understand. God gave Samson strength but Samson didn't always sue his strength for God. Samson's disobedience cost him a great deal. God did forgive Samson and gave him back his strength. However, life would have been better had Samson listened, trusted and obeyed God. This week the children will continue thinking about being a brave follower of God and also recognize that when we make mistakes there are consequences but God will also forgive us.

### Possible Activities and Class Plan

Activity	Materials	Time
Introduction	copies Intro worksheet	10 minutes
My GROW Adventure	GROW Adventure w/God materials	5 minutes
Opening Prayer	Candle	1 minute
Bible Reading	Bible	5 minutes
Bible Exploration	Copies of illustration, yarn. Markers, 3 pcs. of rope, copies of Samson's head, hole punch, 7 pcs of string, 7 pcs of yarn	25 minutes
Game	illustration of the head of Samson, questions	15 minutes
Activity	individual sheets, pencils	5 minutes
My GROW Adventure	Review	5 minutes
Closing Prayer	Candle	1 minute

# Adventures with GOD!

## INSTRUCTIONS

**Introduction:** Invite Children to work on the worksheet Samson’s secret message. Note: In preparation for this session – copy illustrations of Samson’s hair. Cut them out and punch small holes in the hair portion of the picture. You do not need to punch a hole for every dot. Children will thread yarn through the holes and use this to lengthen and shorten Samson’s hair.

**My GROW Adventure with God Weekly Review:** As children enter take time to have them reflect on their adventure with God booklets and either discuss or use art materials to express their journey during the past week. You may wish to add any art work, written poems, prayers or songs to a GROW wall in the room. You can find my GROW Adventure with God materials on the Covchurch.org website in the same place as the Adventures with God sessions.

**Opening Prayer:** Gather children around a candle. Light the candle and explain that we are entering into a special time with God. Encourage the children to hold their hands out in front of them palms up as a sign they are ready to receive what God has for them today.

**Prayer Example:** Lord God, thank you for making us, for loving us, for forgiving us, and guiding us. We know you are here with us right now. As we enter into your word, the Bible, help us draw close to you, to understand and to listen to what you have to say to us. Amen

(For safety sake, you may wish to extinguish the candle after the prayer)

**Bible Reading: Judges 16:4-30** Explain that as we read the Bible we do that first to spend time with God. Children can remain with hands out stretched palms up to receive the word as it’s being read. Alternatively they can be invited to draw what they hear. Read the Bible passage for the day two times and ask children to respond prior to entering into Bible Exploration.

**Bible Exploration:** Get 3 pieces of rope, 7 strands of yarn and 7 pieces of string to display at each step of the story. Make and handout copies of illustrations of Samson and Delilah for use during the story, as well as Samson’s hair. Have the children begin to thread yarn through the holes in Samson’s head. Then have them knot off each end so it will not pull through all the way. Children will use this to lengthen and shorten Samson’s hair during the story. They can also color in the other illustrations.

Explain: Samson was a “Nazarite”, a person whose life was devoted to God. Someone who always tries to Listen (hand to ear) Trust (hands over heart) Obey (marching). But Samson did not always do this. He struggled.

# Adventures with GOD!

He ate unclean food and drank wine which a Nazorite was not supposed to do. All he had left was his hair (a sign that he always Listen (hand to ear) Trust (hands over heart) Obey (marching) God.

Ask: I wonder if Delilah was a brave follower of God? Look at illustration and allow children to respond.

Hold up the 7 pieces of string. What does this remind you of in the story? (7 fresh bowstrings that Delilah used to tie up Samson) Invite children to recap this part of the story.

Hold up the three pieces of rope. What does this remind you of in the story? (new ropes Delilah used to tie up Samson) Invite children to recap this part of this story.

Hold up 7 strands of yarn. What does this remind you of in the story? (7 locks of hair weaved together) Invite children to recap the story.

Ask: I wonder why Samson told his secret? I wonder if Samson was listening, trusting, and obeying (use motions)?

Have children look at the illustration of hairless Samson. You can also have them shorten the yarn in Samson's hair.

Ask: What did Samson lose when he didn't listen, trust and obey? (strength, eye sight, wife, leadership and life).

Explain: But the story does not end with all these losses. Samson finally decided to listen to the voice of God, trust Him and obey. Lengthen the yarn on Samson's head and look at the illustration – Samson brings down the house. Have the children recap the story.

Explain: Samson wasn't perfect. None of us are. Samson made a mistake and lost his strength. But when he began once more to Listen (hand to ear) Trust (hands over heart) Obey (marching), God forgave Samson and gave him strength again.

**Activity:** Invite children to brainstorm two lists. The first way - we can obey God. The second way – we disobey God. Put these in columns next to each other on the board. You can have the children come up and write them in if they wish. Next discuss or act out what might happen for each word. Close by affirming the children's efforts at trying to listen, trust and obey God. And assure them that even when we mess up, God will forgive us if we ask.

# Adventures with GOD!

## **Today's GROW Adventure with God Review:**

G: God's Word: What is the story? (give children an opportunity to express their understanding of the story).

R: Relationships: Is there anything in today's bible story that shows us how we should or shouldn't share God's love with others? (Remind children that sometimes God uses the stories of the bible to show us how we shouldn't act toward God or others and give them a chance to consider how we might show God's love instead).

O: Outward Action: Is there anything in the bible story that shows us how we should help or serve God or others? (Explore concrete ways the children could live this out in the coming week).

W: Worship: Is there anything in the bible story that shows us how we should accept God's love for us and others? Ask: How do you feel about God? How would you like to respond to God? What would you like to say to God?


**Closing Prayer:** Gather children around the candle again. As you light the candle explain that the flame is something that is present in the light and the darkness. In the same way, it reminds us that God is always with us. Is there anything anyone wishes to say to God? After children have responded, close the prayer time.

**Prayer Example:** Lord God, we thank you that you are always with us, and always love us. It's good to be with you. Thank you for what we have learned today. Thank you for being with us and for teaching us through the Bible. Help us to remember what you have taught us today and to live it out when we leave. Amen

# Adventures with GOD!


ILLUSTRATION

Delilah



# Adventures with GOD!

ILLUSTRATION  
HAIRLESS SAMSON



# Adventures with GOD!

**PATTERN**  
Samson's hair



# Adventures with GOD!

## INTRODUCTION WORKSHEET


Samson was the strongest man who ever lived. He once killed a lion with his bare hands. Another time he took the giant doors of the city and took them to a mountain!

God gave strength to Samson. Samson's parents promised God they would never cut Samson's hair.

When Samson's hair was shaved, he lost his strength. Delilah had paid to discover the secret of his strength. Samson loved Delilah and therefore told her the secret. When he lost his strength, his enemies captured him and gouged out his eyes. One day when Samson's hair had grown back, he collapsed the temple on top of his enemies and himself.

Samson's strength came from God.

Cut out the pictures and put in order.





# Adventures with GOD!

## ILLUSTRATION

Samson brings down the house

