

# Adventures with GOD!

## ELIJAH FLEES TO HOREB (C.2.FALL.4)

Biblical Reference	1 Kings 19:1-18
Key Verse	Psalms 27:1, 56:3
Key Concept	When I feel scared, I trust God because he gives me peace.
Educational Objectives	At the end of the class today, the children will be able to: <ol style="list-style-type: none"> <li>1. Explain the symbols they have on their mobiles.</li> <li>2. Tell the story in their own words and explain the important lessons from the story.</li> <li>3. Say today's memory verse(s).</li> </ol>

### Life Application

Having fear of difficult situations (or even what we imagine is dangerous) is a very normal reaction. Children need to know that God understands our fears and wants to help address them. When we come to God with confidence by expressing our fears and needs, God gives us peace to confront our fears. All you have to do is trust in God's power.

### Possible Activities and Class Plan

Activity	Materials	Time
My GROW Adventure	GROW Adventure w/God materials	5 minutes
Opening prayer	Candle	1 minute
Bible reading	Bible	5 minutes
Verse	Sheets	10 minutes
Bible Exploration	Bible, blackboard, paper	15 minutes
Craft	Paper, crayons, scissors, glue	10 minutes
Activity	Booklet, Bibles	15 minutes
My GROW Adventure	Review	5 minutes
Closing prayer	Candle	1 minute

# Adventures with GOD!

## INSTRUCTIONS

**My GROW Adventure with God Weekly Review:** As children enter take time to have them reflect on their adventure with God booklets and either discuss or use art materials to express their journey during the past week. You may wish to add any art work, written poems, prayers or songs to a GROW wall in the room. You can find my GROW Adventure with God materials on the Covchurch.org website in the same place as the Adventures with God sessions.

**Opening Prayer:** Gather children around a candle. Light the candle and explain that we are entering into a special time with God. Encourage the children to hold their hands out in front of them palms up as a sign they are ready to receive what God has for them today.

**Prayer Example:** Lord God, thank you for making us, for loving us, for forgiving us, and guiding us. We know you are here with us right now. As we enter into your word, the Bible, help us draw close to you, to understand and to listen to what you have to say to us. Amen

(For safety sake, you may wish to extinguish the candle after the prayer)

**Bible Reading:** Explain that as we read the Bible we do so first to spend time with God. Children can remain with hands out-stretched, palms up to receive the word as it's being read. Alternatively they can be invited to draw what they hear. Read the Biblical Reference for the day (1 Kings 19:1-18) two times and ask children to respond.

**Question examples:** What did you notice in this passage? How does it make you feel? Was there anything you would ask God about that you didn't understand or was confusing? Is God saying anything to you through the story?

**Bible Verse:** Today they will use "scrambled" verses to memorize Psalms 27:1 and 56:3. Every word of the verses should be written on a slip of paper of approximately the same size. If you prefer, each child can have an envelope with little slips of paper with the verses written on them. While looking at the Bible they can put the words of the verses in the correct order. Then, without looking at the Bible, they can put them together again. Repeat this activity several times. You can divide the class into two teams and have a competition to see which team can arrange the verses faster.

# Adventures with GOD!

**Bible Exploration:** Read the following verses using questions to encourage children to share their ideas:

- Read 1 Kings 19:1-2 - Dialogue about the reasons for Elijah's fear.
- Read 1 Kings 19:3-5a - What did Elijah do? Why was he fearful? What was he feeling?
- Read 1 Kings 19:5 b-9a – Talk about the miracle that God did.
- Read 1 Kings 19:9 b-13a - What did God teach Elijah? How did God speak to Elijah?
- Read 1 Kings 19:13 b-18 - What were God's instructions to Elijah? What did God do to encourage Elijah?

**Craft:** Let the children write in the "cave" (which is attached) the words "God came a gentle whisper." Then, tell them to color and cut out the illustration to use in the mobile. Using the four symbols that they have done so far, they can each make a mobile. The symbols are: a crow, a jar, an altar and the cave. These are the symbols that hang from strands of yarn or string. Use cardboard or other hard material (the top of a carton of eggs, for example) and write the name Elijah. Punch holes in the cardboard and attach the string with the symbols. (On page 7 there is an illustration of how to make this mobile).

**Activity:** Continue adding information to the booklets, "Classified Information," using these verses:

Tasks: 1 Kings 19:11, 15 and 16

Miracles: 1 Kings 19:5-8

Problems: 1 Kings 19:2-4

## **Today's GROW Adventure with God Review:**

G: God's Word: What is the story? (Give children an opportunity to express their understanding of the story).

R: Relationships: Is there anything in today's Bible story that shows us how we should or shouldn't share God's love with others? (Remind children that sometimes God uses the stories of the Bible to show us how we shouldn't act toward God or others and give them a chance to consider how we might show God's love instead).

# Adventures with GOD!

O: Outward Action: Is there anything in the Bible story that shows us how we should help or serve God or others? (Explore concrete ways the children could live this out in the coming week).

W: Worship: Is there anything in the Bible story that shows us how we should accept God's love for us and others? Ask: How do you feel about God? How would you like to respond to God? What would you like to say to God?




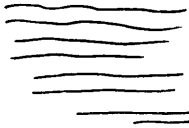
**Closing Prayer:** Gather children around the candle again. As you light the candle explain that the flame is something that is present in the light and the darkness. In the same way, it reminds us that God is always with us. Is there anything anyone wishes to say to God? After children have responded, close the prayer time.

**Prayer Example:** Lord God, we thank you that you are always with us, and always love us. It's good to be with you. Thank you for what we have learned today. Thank you for being with us and for teaching us through the Bible. Help us to remember what you have taught us today and to live it out when we leave. Amen

# Adventures with GOD!

## CRAFT - Where was God?

1 Kings 19:11-13: Elijah's experience in finding God - not in the wind, not in the earthquake, nor the fire, but in a soft and small voice - is the experience of many others throughout history. Sometimes we seek God through the spectacular, but when you least expect it God comes to us through a small soft voice that guides us, encourages us and makes us feel at peace.

Where was God?			
In the wind?	In an earthquake?	In the fire?	In a soft voice?
 <p style="text-align: center;"><b>NO</b></p>	 <p style="text-align: center;"><b>NO</b></p>	 <p style="text-align: center;"><b>NO</b></p>	 <p style="text-align: center;"><b>YES</b></p>

Materials: 2 sheets of cardboard (15 x 30 cm), scissors, glue, markers crayons, colored paper (brown, yellow, orange) and sticky tape.

Preparation:

1. Fold each strip of cardboard, and then attach (with tape) the two strips to make one long strip.
2. In the long strip write the phrase "WHERE WAS GOD?"

# Adventures with GOD!

3. Cut out of the brown paper a cloud and label it as "wind". Paste it in the first section and write the word: "WIND?" Below write "NO!" (See illustration).
4. Cut several rocks out of brown paper to represent the earthquake. Glue them to the second section and write the word: "Earthquake?" Below write "NO!"
5. Cut out of yellow and orange paper "flames" to represent fire. Glue them to the third section and write the word: "FIRE!" Below write "NO!"
6. In the last section draw lines (as shown in the illustration) to represent the sound of the voice of God and write: "A SOFT VOICE?" Below write: "Yes!"

# Adventures with GOD!

## CRAFT

Mobile



Each of the symbols above relates to the life of Elijah.

The Jar: (1 Kings 17:8-16) reminds us of God's provision for the needs of Elijah, when the widow shared her jar of oil.

The Crow: (1 Kings 17:2-6) reminds us that the birds brought Elijah food as he was by the brook.

The Altar (1 Kings 18:34-40) represents the contest between Elijah and the prophets of Baal.

The Cave: (1 Kings 19:11-13) was the place where Elijah heard God speak through a soft and small voice.

# Adventures with GOD!

Materials: the top of a carton of eggs (or a strip of card board or thicker paper), markers, punch hole, yarn

Preparation:

1. Enter the name "ELIJAH" in the center of the egg carton lid (or cardboard). In the bottom edge make 4 separate holes.
2. Make a hole in the top of each figure (the raven, the cave, the altar and the jar).
3. Cut yarn into different sizes (one for each figure). Hang the figures, attaching one of the strings to each of the holes at on the cardboard.



# Adventures with GOD!

Pattern for Mobile

Cave

