

Adventures with GOD!

INTRODUCTION – FRIENDS OF GOD (A.2.FALL)

LESSONS FOR CHILDREN AGES 3-5

GOAL FOR THE TRIMESTER: To become true friends of God, as many of the children were in the Old Testament. To learn God will help each of us live to be the great person he has made us.

MESSAGE FOR THE TEACHER:

The focus of this lesson is to learn about the lives of children who were friends of God in ancient times and how we can be friends of God. Children of the Old Testament who were friends of God had the following characteristics:

1. Heard his voice
2. Obeyed his orders
3. Willing to serve others

Nothing has changed: The children today, similar to the children in the Old Testament, can continue to hear God, obey him and serve others. The examples of the children from the Old Testament, can serve as an eternal significance in the lives of children in your class; especially for the children who are just beginning their walk with the Lord.

The classroom environment is very important. Place pictures to the height of level of the children's eyes. As a suggestion, it would be good to find symbols for the history of each week. You can make multiple copies of each symbol or make one large (best for children).

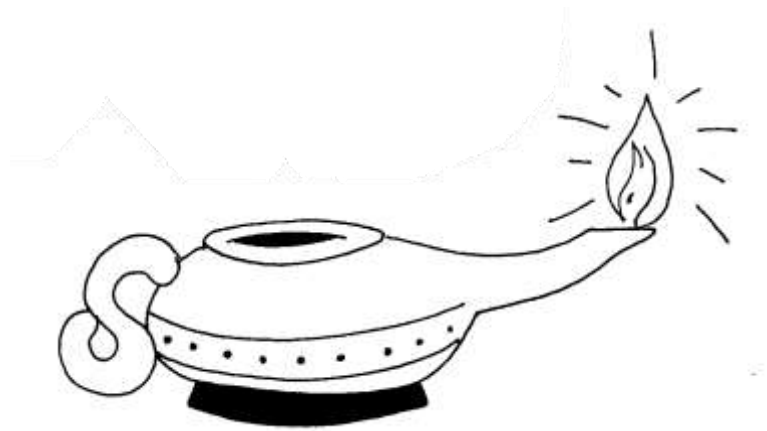

Adventures with GOD!

In the following pages are some booklet sheets. Each sheet has pictures which help remind children of the Bible stories. Copy a set of sheets for each child. You will add to the booklet every two to three weeks and review every week.


Pictures:

- a baby
- a coat of many colors
- an oil lamp
- the moon and some stars
- a crown
- a ring
- a harp
- wheat stalks (rushes)
- a deep
- a boat
- a river
- a roll of parchment


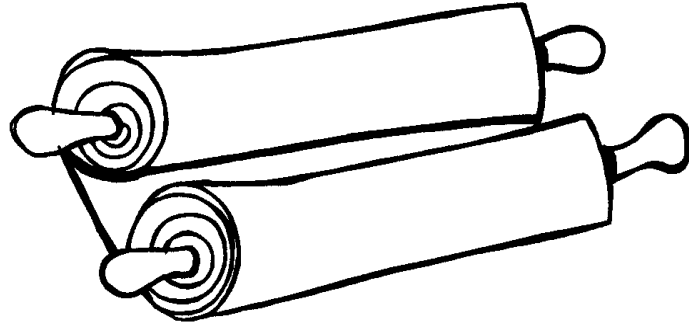
Adventures with GOD!




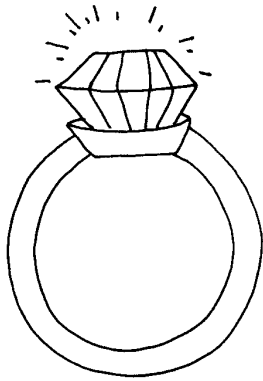
Adventures with GOD!



Adventures with GOD!



Adventures with GOD!



Adventures with GOD!

