

Adventures with GOD!

PEOPLE IN GOD'S KINGDOM BUILD ON THE ROCK (B.2.WINTER.13)

Biblical Reference	Matthew 7:24-27
Key Verse	Matthew 7:24
Key Concept	I am part of God's kingdom and I will follow what Jesus says.
Educational Objectives	At the end of the class today, the children will be able to: <ol style="list-style-type: none"> 1. Act out the story in Matthew 7:24-27 2. Say the Bible verse by memory 3. Sing a song that talks about building their foundation on Jesus.

Life Application

We are finishing up this trimester and it has been a very important one as we've looked at the kingdom of God. It's more than just learning about the kingdom of God, but it's learning how it connects with the lives of the children so they can live as disciples of Jesus. We pray that each child will make a conscious decision to put their trust in Jesus and say yes to being a part of God's kingdom.

Possible Activities and Class Plan

Activity	Materials	Time
My GROW adventure	GROW adventure w/God materials	5 minutes
Opening prayer	Candle	1 minute
Bible reading	Bible	5 minutes
Activity	2 plastic bins, sand, a big rock, play doh, pitcher with water	10 minutes
Bible Story	Song, Bible, illustrations	10 minutes
Bible verse	Illustrations	5 minutes
Craft	Various options	15 minutes
My GROW adventure	Review	5 minutes
Closing prayer	Candle	1 minute

Adventures with GOD!

INSTRUCTIONS

My GROW Adventure with God Weekly Review: As children enter take time to have them reflect on their adventure with God booklets and either discuss or use art materials to express their journey during the past week. You may wish to add any art work, written poems, prayers or songs to a GROW wall in the room. You can find my GROW Adventure with God materials on the Covchurch.org website in the same place as the Adventures with God sessions.

Opening Prayer: Gather children around a candle. Light the candle and explain that we are entering into a special time with God. Encourage the children to hold their hands out in front of them palms up as a sign they are ready to receive what God has for them today.

Prayer Example: Lord God, thank you for making us, for loving us, for forgiving us, and guiding us. We know you are here with us right now. As we enter into your word, the Bible, help us draw close to you, to understand and to listen to what you have to say to us. Amen

(For safety sake, you may wish to extinguish the candle after the prayer.)

Bible Reading: Explain that as we read the Bible we do so first to spend time with God. Children can remain with hands out-stretched, palms up to receive the word as it's being read. Alternatively they can be invited to draw what they hear. Read the biblical reference for the day (Matthew 7:24-27) two times and ask children to respond.

Question examples: What did you notice in this passage? How does it make you feel? Was there anything you would ask God about that you didn't understand or was confusing? Is God saying anything to you through the story?

Activity: To begin the children will see what happens when our foundations are built on something that isn't solid. Make sure to have two small plastic bins. Fill one half way with sand (or something similar), in the other place a big flat rock. Give each child a piece of play doh and ask them to make a little house. When they have their little houses built, ask them to put it either on the sand or on the rock. Now, as they sit in a circle so they can see, begin to talk about a big storm that is coming and the rain that is coming and begin to pour water over the plastic bin with sand. The houses will begin to fall and sink. Then pour the water over the houses on the rock. They are much more firm and don't sink.

Adventures with GOD!

Bible exploration: Once you have finished the introduction. Have the children remain seated on the floor in a circle. Open your Bible to Matthew 7:24-27 and point to the mural explaining that Jesus would often sit with his disciples and other people and talk to them about God and God's kingdom. They would sit on the hillsides and learn awesome things about the kingdom of God. Explain that today you are going to tell them a story that Jesus told his followers many, many years ago. To begin, talk about what we need to build a house and ask if they have ever seen one being built. "What do we do first? Dig a deep hole. Then what?" Continue to ask questions. Maybe some children have first hand seen their house built or their parents work in construction. In the following pages you will find a way to tell the story that allows children to "wonder" and experience the story for themselves. Don't forget to emphasize that the rock is Jesus and our lives should be centered on Jesus. Jesus guides us and shows us what it means to be a part of God's kingdom. If there is a song that you can teach that talks about building our lives on Jesus, this would be a great time to sing it together.

Bible verse: It would be interesting to write out the verse (Matthew 7:24) on big cut out figures of an ear, hands, and a rock. So, show each illustration as you teach one part of the verse. For example, show the ear and say, "So then, anyone who hears my words..." Have the children repeat. Then pull out the figure of the hand and continue the next part of the verse. Talk about what it means.

Today's GROW Adventure with God Review:

G: God's Word: What is the story? (Give children an opportunity to express their understanding of the story).

R: Relationships: Is there anything in today's Bible story that shows us how we should or shouldn't share God's love with others? (Remind children that sometimes God uses the stories of the Bible to show us how we shouldn't act toward God or others and give them a chance to consider how we might show God's love instead).

O: Outward Action: Is there anything in the Bible story that shows us how we should help or serve God or others? (Explore concrete ways the children could live this out in the coming week).

W: Worship: Is there anything in the Bible story that shows us how we should accept God's love for us and others? Ask: How do you feel about God? How would you like to respond to God? What would you like to say to God?

Adventures with GOD!

Closing Prayer: Gather children around the candle again. As you light the candle explain that the flame is something that is present in the light and the darkness. In the same way, it reminds us that God is always with us. Is there anything anyone wishes to say to God? After children have responded, close the prayer time.

Prayer Example: Lord God, we thank you that you are always with us, and always love us. It's good to be with you. Thank you for what we have learned today. Thank you for being with us and for teaching us through the Bible. Help us to remember what you have taught us today and to live it out when we leave. Amen.

Adventures with GOD!

BIBLE STORY

“One time there was a wise man (take out the figure of the man). He was a wise man who built his house on the rock (take out the figure of the rock). The rains came (take out the illustration of the storm) and the rivers grew and the winds blew, but the house stood firm (take out the illustration of the house that wasn’t destroyed). It didn’t fall because the rock was a secure foundation. But, there was another man (take out the figure of the other man) who wasn’t very wise. He was foolish and decided to build his rock on the sand (take out the illustration of the sand). The rain came (take out the illustration of the storm) and the rivers grew and the winds blew, and the house fell down (take out the illustration of the destroyed house). It did not have a firm base.


I wonder, why did the foolish man build his house on the sand? I wonder, what did the wise man feel when he heard the wind and saw the rain? I wonder, what did the foolish man feel when his house was falling down? I wonder, what is the rock that Jesus talks about? I wonder, what was Jesus saying to his friends? I wonder if you have questions too? (Ask each of the previous questions slowly, pausing, but without the need to answer them. Just let the children think and reflect. If they answer acknowledge their response). Then piece by piece put away the illustrations.

Tell the children that they will have time to play with the story we just heard and there are several different options of crafts that they can do.

Adventures with GOD!

ILLUSTRATION



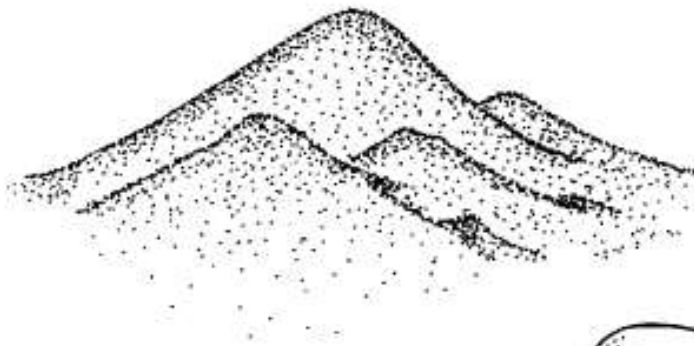
Wise man and the foolish man



Adventures with GOD!

ILLUSTRATIONS

House, rock, sand



Adventures with GOD!

ILLUSTRATION

Rain



Adventures with GOD!

ILLUSTRATION

The foolish man's house



Adventures with GOD!

ILLUSTRATION

The wise man's house



Adventures with GOD!

CRAFT 1

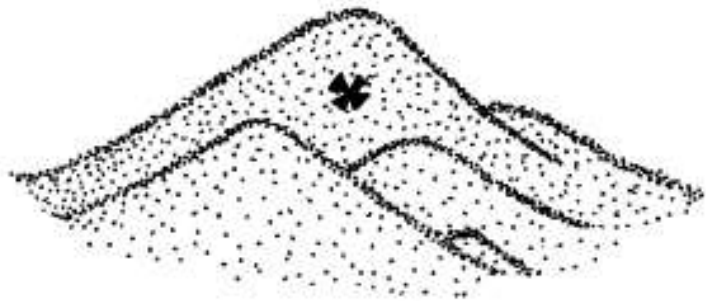
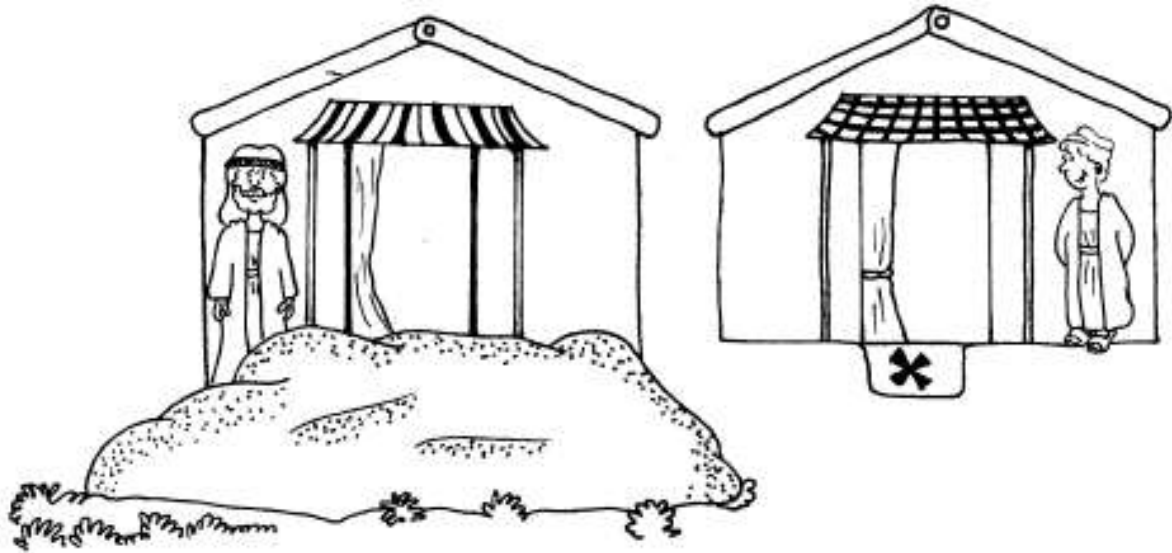
Puppets

Materials: patterns, craft sticks/popsicle sticks, crayons, glue, scissor, tape, round bracket

Instructions:

1. Make a copy of the following page for each child.
2. Have them color and cut out the figures.
3. Glue or tape a popsicle/craft stick behind the illustrations of the house on the rock, the sand and the cloud (see the illustration on the following page). Be careful to only attach the lower part of the sand and not the part marked with an X. The popsicle stick should not come up this far.
4. Put a round metal bracket through the X in the sand and the X in the house. This allows the house to move back and forth on the sand.
5. Use the puppets to retell the story in Matthew.


Adventures with GOD!



Adventures with GOD!

CRAFT 2

Some of the pieces of the house have fallen on the ground. Cut the objects from below and glue them where they belong.



Adventures with GOD!

CRAFT 3

Color the cross. Cut along the dark, bold lines and fold the dotted lines. Out of the cross make a house joining together the matching symbols and taping the edges together. Read Matthew 7:24-27. Fill the house with little rocks to remind ourselves that Jesus is the rock.

