

Adventures with GOD!

PEOPLE IN GOD'S KINGDOM CAN COMMUNICATE WITH GOD (B.2.WINTER.7)

Biblical Reference	Matthew 6:5-15
Key Verse	1 Thessalonians 5:17, 18
Key Concept	I am a part of God's kingdom and I can talk with God like a child talks with his or her father or mother
Educational Objectives	At the end of the class today, the children will be able to: <ol style="list-style-type: none"> 1. A picture of one way they can communicate with God 2. Make up actions for the Lord's Prayer 3. Pray for a friend during the week.

Life Application

We can talk with God through prayer and be sure that God hears us and responds. Prayer is an important part of our life as Christians and we want to help children develop habits of prayer. Through today's class, they will learn that they can talk to God anywhere, any time. The children will spend time praying together.

Possible Activities and Class Plan

Activity	Materials	Time
My GROW adventure	GROW adventure w/God materials	5 minutes
Opening prayer	Candle	1 minute
Bible reading	Bible	5 minutes
Group work	Worksheets, pencils, crayons, Bibles	10 minutes
Bible exploration	Mural, bible, bag, objects of communication	10 minutes
Activity	Actions for the Lord's prayer	5 minutes
Craft	See instructions	10 minutes
Bible Verse		5 minutes
My GROW adventure	Review	5 minutes
Closing prayer	Candle	1 minute

Adventures with GOD!

INSTRUCTIONS

My GROW Adventure with God Weekly Review: As children enter take time to have them reflect on their adventure with God booklets and either discuss or use art materials to express their journey during the past week. You may wish to add any art work, written poems, prayers or songs to a GROW wall in the room. You can find my GROW Adventure with God materials on the Covchurch.org website in the same place as the Adventures with God sessions.

Opening Prayer: Gather children around a candle. Light the candle and explain that we are entering into a special time with God. Encourage the children to hold their hands out in front of them palms up as a sign they are ready to receive what God has for them today.

Prayer Example: Lord God, thank you for making us, for loving us, for forgiving us, and guiding us. We know you are here with us right now. As we enter into your word, the Bible, help us draw close to you, to understand and to listen to what you have to say to us. Amen

(For safety sake, you may wish to extinguish the candle after the prayer.)

Bible Reading: Explain that as we read the Bible we do so first to spend time with God. Children can remain with hands out-stretched, palms up to receive the word as it's being read. Alternatively they can be invited to draw what they hear. Read the biblical reference for the day (Matthew 6:5-15) two times and ask children to respond.

Question examples: What did you notice in this passage? How does it make you feel? Was there anything you would ask God about that you didn't understand or was confusing? Is God saying anything to you through the story?

Group work: Before the class, make sure to have 4 learning centers ready to go with the activities and instructions that are in the following pages. Divide the class into 4 groups and invite them to do the activity in one of the stations/learning centers. They will have time to work together on the activity (10 minutes) and then share with the other groups what they have done.

Bible exploration: Invite the children to sit in a circle. Ask them what the mural that they made in the previous classes represents." In his sermon, Jesus said many important things for our lives. What is the sermon called when Jesus was preaching from the mountain? (Sermon on the mount) Today we are going to look at another one of Jesus' sermons found in Matthew 6:5-15. We are going to look in our Bibles. Who would like to read it out loud?" Ask questions like, "what is the prayer called that we find here in this passage? (The Lord's Prayer) This might be

Adventures with GOD!

one of the most famous prayers of all times. Jesus was trying to tell his friends and the crowd that was listening that in the kingdom of God we can communicate with the king, who is God.”

Have a bag that is full of examples or illustrations of means of communications: telephone, megaphone, tape recorder, a picture of a mouth and an ear, a television, a letter, a computer, etc. Ask, “How can we communicate with our king, God? Do we need a telephone? (Take out the telephone) Do we have to use a megaphone? (take out the megaphone) Does God speak through a computer?” As you ask questions, continue to take things out of the bag, or allow the children to take them out.

Talk about the ways we communicate with God through prayer. Obviously God speaks to us through the Bible, sometimes through a good book or a song. God can also talk to us through our parents, leaders, fellow Christians. But the way we talk with God is through prayer.

What is prayer? It is a conversation with God. It’s like a conversation between you and your mom and dad. We speak with respect. But a child can say many things to his or her mom and dad that he or she wouldn’t say to anyone else. That’s what it’s like in prayer. We can say what we are thinking, what we are feeling, the fears we feel, the joys, the questions. God wants to hear all of these things because God loves the people in God’s kingdom, like a father or mother loves his or her children.

Activity: Now the children can practice saying The Lord’s Prayer with actions. Use the actions that you find in the following pages or make up your own. You could even do it to music.

Craft: You will find instructions for the craft in the following pages.

Bible verse and conclusion: Together learn and practice the Bible verse. Pray together, completing the phrase, “Thank you God for _____.” Allow them to give thanks for what they want.

Today's GROW Adventure with God Review:

G: God's Word: What is the story? (Give children an opportunity to express their understanding of the story).

R: Relationships: Is there anything in today's Bible story that shows us how we should or shouldn't share God's love with others? (Remind children that sometimes God uses the stories of the Bible to show us how we shouldn't act toward God or others and give them a chance to consider how we might show God's love instead).

Adventures with GOD!

O: Outward Action: Is there anything in the Bible story that shows us how we should help or serve God or others? (Explore concrete ways the children could live this out in the coming week).

W: Worship: Is there anything in the Bible story that shows us how we should accept God's love for us and others? Ask: How do you feel about God? How would you like to respond to God? What would you like to say to God?

Closing Prayer: Gather children around the candle again. As you light the candle explain that the flame is something that is present in the light and the darkness. In the same way, it reminds us that God is always with us. Is there anything anyone wishes to say to God? After children have responded, close the prayer time.

Prayer Example: Lord God, we thank you that you are always with us, and always love us. It's good to be with you. Thank you for what we have learned today. Thank you for being with us and for teaching us through the Bible. Help us to remember what you have taught us today and to live it out when we leave. Amen.

Adventures with GOD!

ACTIVITY

Team 1

Materials: old magazines, poster board, glue, scissors, markers, crayons

Instructions:

1. Think about all the way that we communicate with other people.
2. In the old magazines find pictures of the forms of communication.
3. Make a collage with the pictures and words you find. Put them on the poster board and decorate it.
4. Prepare to share with your friends how we communicate with God, our king.

Adventures with GOD!

ACTIVITY

Team 2

Materials: poster board, scissors, glue, crayons, markers, illustrations, Bible, Bible storybooks

Note: Before this activity find different illustrations in this curriculum, or in an illustrated child's Bible or a Bible storybook that they can look at while they work.

Instructions:

1. Think about the ways that people in the Bible communicated with God. Examples include Moses, Elijah, Mary, etc.
2. Use some of the examples given in the books and illustrations or make your own drawing of the different ways that the Bible mentions talking with God.
3. Prepare to share with your friends how God communicated in Bible times and how communicates today.

Adventures with GOD!

ACTIVITY

Team 3

Materials: poster board, scissors, glue, crayons, magazines

Instructions:

1. Think about the ways to communicate with God. Also think about the types of things we can say to God (thanks, asking for healing, pray for our world, etc).
2. Make a poster that expresses the ways we communicate with God today.
3. Include pictures or words of the things we say to God.

Adventures with GOD!

ACTIVITY

Team 4

Materials: a box, scissors, glue, wrapping paper, tape, markers

Instructions:

1. Make a box where you and your friends can place prayer requests and praises you write to God.
2. Think about how to use this box during the coming weeks to express your petitions and praises.
3. Write an explanation of how to use the box and share it with your friends.

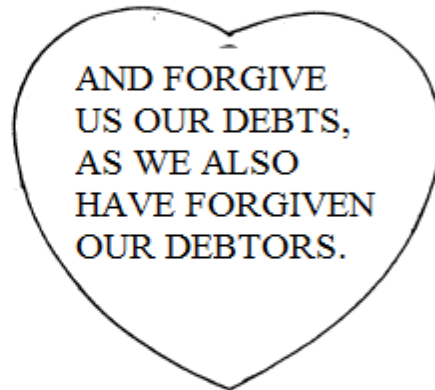
Adventures with GOD!

CRAFT

Prayer mobile



Adventures with GOD!







Adventures with GOD!



BECAUSE YOUR'S IS THE
KINGDOM, THE POWER, AND
THE GLORY FOREVER. AMEN.

Adventures with GOD!




ACTIONS FOR THE LORD'S PRAYER

	
Our father in heaven	hallowed be your name
	
Your kingdom come	your will be done, on earth

Adventures with GOD!

	
as it is in heaven.	Give us today our daily bread
	
And forgive our debts,	As we also have forgiven our debtors.
	
and lead us not into temptation, but deliver us from evil	because your's is the kingdom

Adventures with GOD!

		
and the power,	and the glory	forever and ever, amen