

# Adventures with GOD!

## THE REFORMS OF JEHOSHAPHAT (C.2.WINTER.8)

Biblical Reference	2 Chronicles 17:1-10, 19:4-11, 20:18-22
Key Verse	2 Chronicles 20:15
Key Concept	I love God and want to know God's word.
Educational Objectives	At the end of the class today, the children will be able to: <ol style="list-style-type: none"> <li>1. Write a letter of gratitude to someone that they consider has been a great teacher.</li> <li>2. Highlight with a marker a line between all the cities of Judah on the map.</li> <li>3. Define the meaning of "teacher."</li> </ol>

### Life Application

King Jehoshaphat knew that his nation needed a spiritual awakening. The same is true today. In many passages of the Bible we find that God sends a particular person who is ready to obey God's law and mandates and serve with a faithful and true heart. King Jehoshaphat was that type of leader. God answered the king and the people with victory. Jehoshaphat served and depended on Jehovah during his time as king.

### Possible Activities and Class Plan

Activity	Materials	Time
My GROW Adventure	GROW Adventure materials	5 minutes
Opening Prayer	Candle	1 minute
Bible Reading	Bible	5 minutes
Introduction/Review	See instructions	10 minutes
Activity	Heart illustration	10 minutes
Bible Exploration	Illustrations, Bible	15 minutes
Activity	Map illustration	10 minutes
Verse	Board	20 minutes
My GROW Adventure	Review	5 minutes
Closing Prayer	Candle	1 minute

# Adventures with GOD!

## INSTRUCTIONS

**My GROW Adventure with God Weekly Review:** As children enter take time to have them reflect on their adventure with God booklets and either discuss or use art materials to express their journey during the past week. You may wish to add any art work, written poems, prayers or songs to a GROW wall in the room. You can find my GROW Adventure with God materials on the Covchurch.org website in the same place as the Adventures with God sessions.

**Opening Prayer:** Gather children around a candle. Light the candle and explain that we are entering into a special time with God. Encourage the children to hold their hands out in front of them palms up as a sign they are ready to receive what God has for them today.

**Prayer Example:** Lord God, thank you for making us, for loving us, for forgiving us, and guiding us. We know you are here with us right now. As we enter into your word, the Bible, help us draw close to you, to understand and to listen to what you have to say to us. Amen

(For safety sake, you may wish to extinguish the candle after the prayer)

**Bible Reading:** Explain that as we read the Bible we do that first to spend time with God. Children can remain with hands out stretched palms up to receive the word as it's being read. Alternatively they can be invited to draw what they hear. Read 2 Chronicles 17:1-10 two times and ask children to respond.

**Question examples:** What did you notice in this passage? How does it make you feel? Was there anything you would ask God about that you didn't understand or was confusing? Is God saying anything to you though the passage?

**Introduction:** Prepare in advance and have ever thing ready on a table: blank paper, envelopes and pens. Have them come to the table on a piece of paper write a few words of thanks to someone that they believe has been an important teacher in their lives. In this note, they should mention some of the ways this person has taught them. When finished making these cards, collect them and tell them you will be responsible for getting them to the right people.

**Review:** As a way of review from the previous week, ask two children to share their experiences of the past week and some of the things they wrote in their calendar. Talk with them about the various ways that we communicate with God and learn to follow in God's ways.

# Adventures with GOD!

Then spend some time talking about King Asa and his good deeds, which they learned about last week. Today's lesson will focus on the life of another king who knew how to seek God's help in times of crisis.

**Activity:** Use the accompanying illustration or draw an illustration on a white board or large piece of paper: one heart (see attached instructions). Talk about the ways that we fix the word of God in our heart. How do we study, meditate, reflect and live the word? Why do we take the time to study God's word? How can we share what we have learned with others?

**Bible exploration:** The reforms of Jehoshaphat span from 2 Chronicles 17-20 and are found in 1 Kings 22:41-50. You could write a chart on the blackboard/white board explaining what is found in these chapters.

Chapter 17	Chapters 18 y 19	Chapter 20
Jehoshaphat sought the Lord in worship	He sought the Lord in Ramoth Gaalad	War against Moab and Ammon

Only 10 verses tell the story of King Jehoshaphat in 1 Kings, but the chronicler devotes four chapters to his life. They highlight the key of Jehoshaphat's spiritual revival for the nation: a renewed interest in studying the law of God and dedication to it. He opens Bible studies throughout the nation and uses as teachers Levites, priests, and heads of family. Jehoshaphat was a great teacher because he taught people to teach others. Who else taught like this? Think about Jesus and Paul in the New Testament.

In contrast to his predecessors, Jehoshaphat manages to make peace with Israel. He appointed judges to rule "not for man but for the Lord (19:6)" and depended on God before the war, showing the reality of his persistent faith.

In Chapter 20 the most curious battle of all battles is described. Jehoshaphat leads his army to confront the combined forces of Moab and Ammon. He selected singers to go before the army and sing praises. While the singers sing, the soldiers advance on their mission. God gives a surprising victory for Judah while the enemy forces helped to destroy one another (20:23) .

# Adventures with GOD!

After giving this brief summary, on the life and acts of King Jehoshaphat, Read together 2 Chronicles 17:1-10, 19:4-11, 20:18-22 ask: What did you learn from this lesson? What was the message that Jehoshaphat and the people learned? Let them give their comments.

Jehoshaphat trusted in God. God wants us to trust that God's power is sufficient. The more we know about God, as we learn from God's word, the more we learn to trust in God's power. The Lord invites us to stand still and wait, singing praises , praying and meditating on his laws and commandments, giving honor and glory for God alone is worthy and deserving of all these things.

**Activity:** Give children a copy sheet of the map sheet so that they can draw a line between the ten nations where Jehoshaphat of Judah led the teaching the of God's word. If you want then they can color the map.

**Verse:** Write the verse on a white board/blackboard. Have everyone stand and read the verse all together a few times. Then one by one delete the words, while they continue to repeat the verse. See who can repeat the verse when it is completely erased.

**Conclusions:** Give them the weekly calendar which they will take home and work on. It is important to remember that at the end of the quarter, the children who complete their personal folders with all of the weekly calendars will have a special prize

To end the class today, take a moment to pray and ask for God's wisdom to act wisely as King Jehoshaphat did and to grow in God's word.

## **Today's GROW Adventure with God Review:**

G: God's Word: What is the story? (Give children an opportunity to express their understanding of the story).

R: Relationships: Is there anything in today's Bible story that shows us how we should or shouldn't share God's love with others? (Remind children that sometimes God uses the stories of the Bible to show us how we shouldn't act toward God or others and give them a chance to consider how we might show God's love instead).

O: Outward Action: Is there anything in the Bible story that shows us how we should help or serve God or others? (Explore concrete ways the children could live this out in the coming week).

# Adventures with GOD!

W: Worship: Is there anything in the Bible story that shows us how we should accept God's love for us and others? Ask: How do you feel about God? How would you like to respond to God? What would you like to say to God?

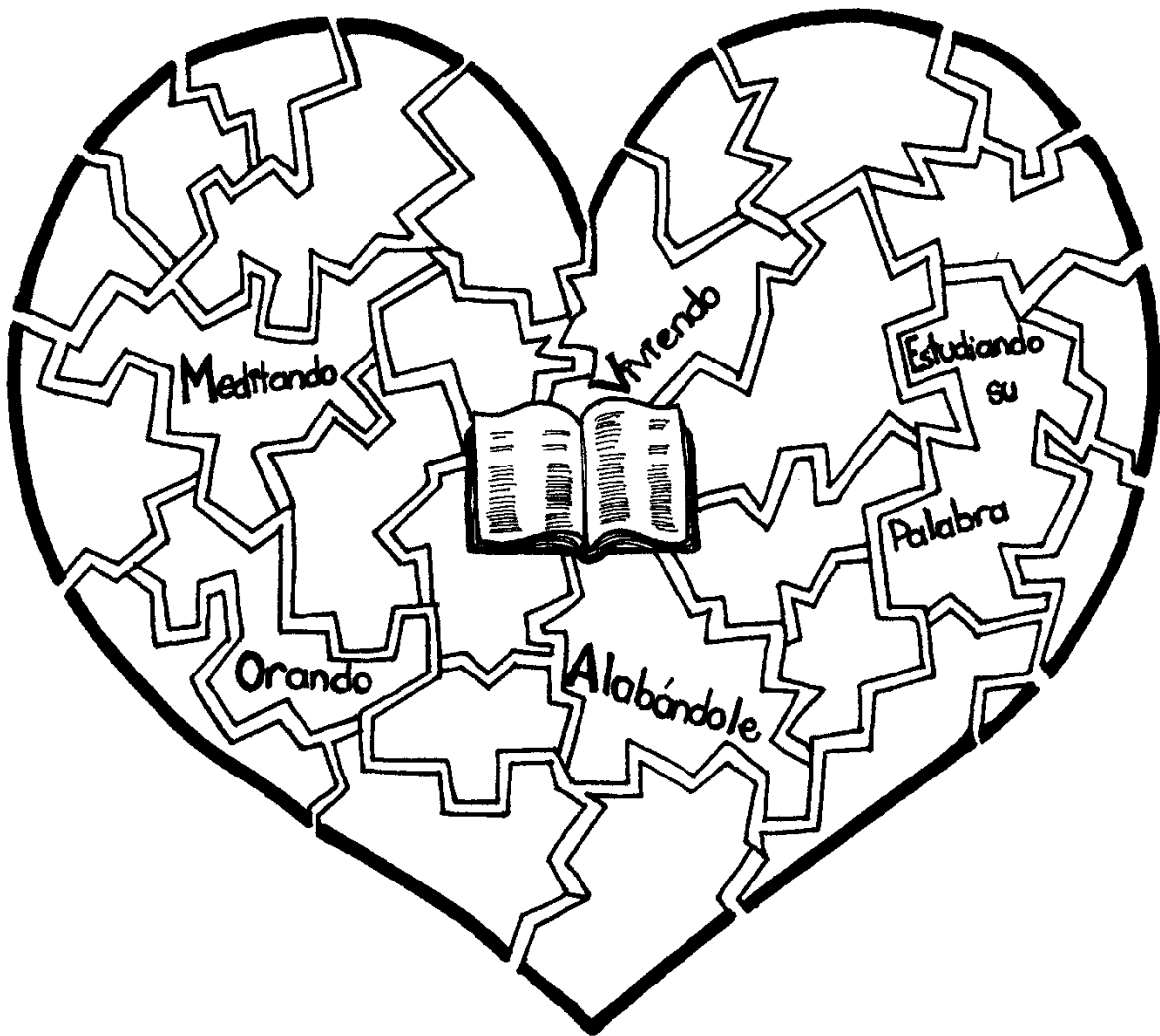
**Closing Prayer:** Gather children around the candle again. As you light the candle explain that the flame is something that is present in the light and the darkness. In the same way, it reminds us that God is always with us. Is there anything anyone wishes to say to God? After children have responded, close the prayer time.

**Prayer Example:** Lord God, we thank you that you are always with us, and always love us. It's good to be with you. Thank you for what we have learned today. Thank you for being with us and for teaching us through the Bible. Help us to remember what you have taught us today and to live it out when we leave. Amen

# Adventures with GOD!

WORK SHEET

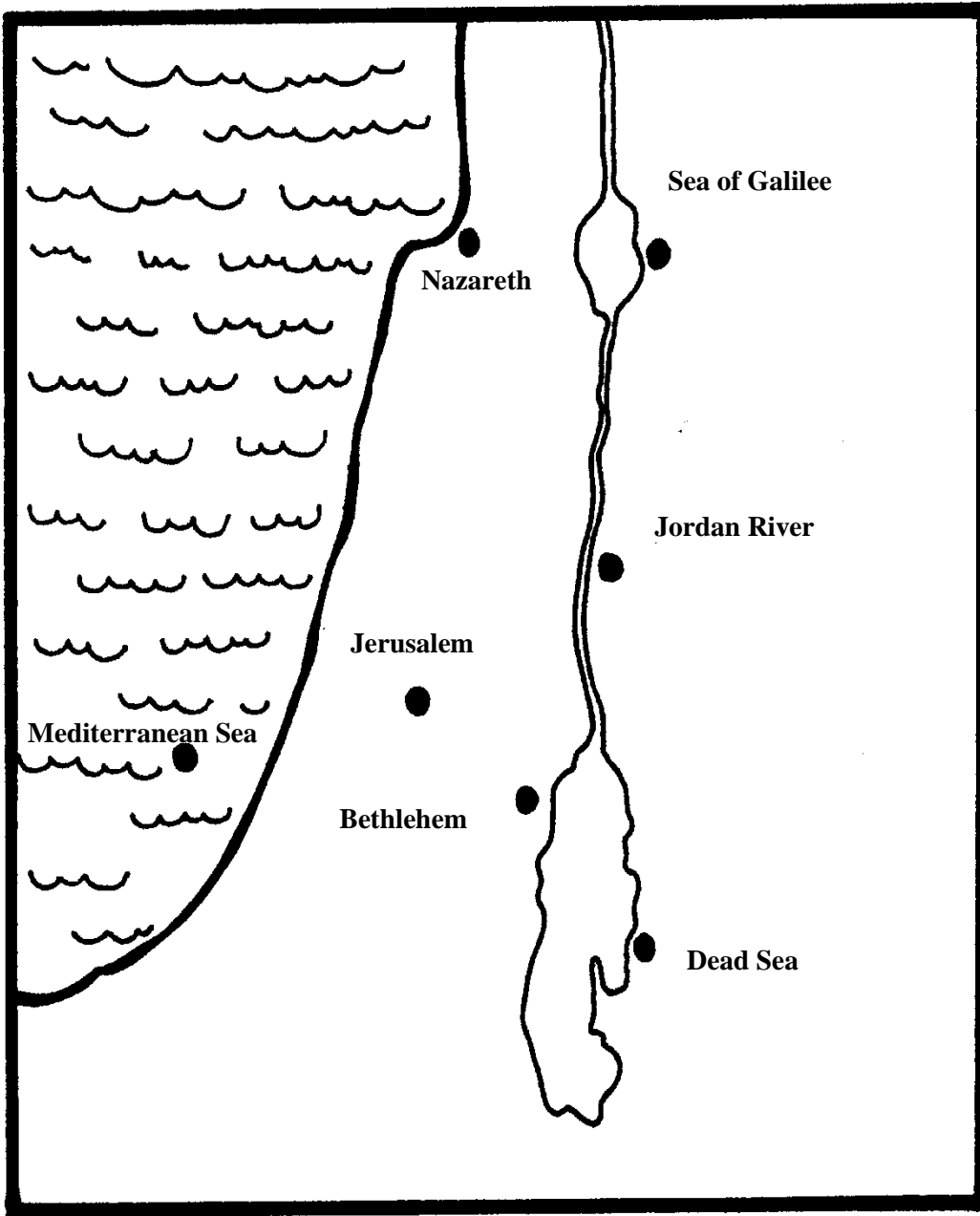
GETTING TO THE HEART



# Adventures with GOD!

## Map – Following the trail

Where did King Jehoshaphat send teachers?



# Adventures with GOD!

Illustration

King Jehoshaphat






# Adventures with GOD!

## ILLUSTRATION

Jehoshaphat's army wins the battle



# Adventures with GOD!

## WORKSHEET

### Schedule: SEEK GOD AND TRUST HIM

This week will base our calendar on the four activities described below, to help you remember the valuable life of King Jehoshaphat and his dedication to teaching the word of God to his people. Take a few minutes to consider these things and seek God and find him.

**"Do not be afraid or frightened by this mighty army, for the battle is not yours but God's."  
(2 Chronicles 20:15 b)**

Activities:

1. Teach others the love of God just as other have taught us.
2. How can you serve God?
3. Requests you want to give up to God through prayer
4. Some ways you want to learn more of God's word.

<b>DAY</b>	<b>ACTIVITY 1</b>	<b>ACTIVITY 2</b>	<b>ACTIVITY 3</b>	<b>ACTIVITY 4</b>
<b>Sunday</b>				
<b>Monday</b>				
<b>Tuesday</b>				
<b>Wednesday</b>				
<b>Thursday</b>				
<b>Friday</b>				
<b>Saturday</b>				