

Adventures with GOD!

THE FOUNDATION OF THE CHURCH (B.2.SRING.1)

Biblical Reference	Acts 1:1-11
Key Verse	Acts 1:8
Key Concept	Jesus wants me to tell others about his love.
Educational Objectives	At the end of the class today, the children will be able to: <ol style="list-style-type: none"> 1. Put in order the last events of Jesus' life on earth (after the resurrection and before the ascension). 2. Explain what work Jesus gave his disciples to do. 3. Use a drawing to express what they understand to be their Jerusalem, Judea, Samaria, and the ends of the earth.

Life Application:

When Jesus arose from the dead and ascended into heaven, he gave his disciples the task of sharing the good news of what Jesus had done for humanity on the cross of Calvary. Jesus wanted everyone to hear this good news and believe in that he was the son of God, so that they could be a part of the family of God. That's why he gave his disciples then and now a task to do. We are to be living testimonies of God's love and grace in our lives. We are to share with others how Jesus died on a cross and rose again from the dead. Today the children will learn that they can share with others what Jesus has done. They can help other children experience God's love and become disciples of Jesus.

POSSIBLE ACTIVITIES AND CLASS PLAN

Activity	Materials	Time
My GROW adventure	GROW Adventure w/God materials	5 minutes
Opening prayer	Candle	1 minute
Bible reading	Bible	5 minutes
Introduction	Cards and instructions	10 minutes
Bible exploration	Bible, illustrations, map, glue, tape	10 minutes
Labyrinth	Activity sheet, crayons	5 minutes
Bible verse		5 minutes
Craft	Poster board, happy faces, crayons/colored pencils	10 minutes
My GROW adventure	Review	5 minutes
Closing prayer	Candle	1 minute

Adventures with GOD!

INSTRUCTIONS

My GROW Adventure with God Weekly Review: As children enter take time to have them reflect on their adventure with God booklets and either discuss or use art materials to express their journey during the past week. You may wish to add any art work, written poems, prayers or songs to a GROW wall in the room. You can find my GROW Adventure with God materials on the Covchurch.org website in the same place as the Adventures with God sessions.

Opening Prayer: Gather children around a candle. Light the candle and explain that we are entering into a special time with God. Encourage the children to hold their hands out in front of them palms up as a sign they are ready to receive what God has for them today.

Prayer Example: Lord God, thank you for making us, for loving us, for forgiving us, and guiding us. We know you are here with us right now. As we enter into your word, the Bible, help us draw close to you, to understand and to listen to what you have to say to us. Amen
(For safety sake, you may wish to extinguish the candle after the prayer.)

Bible Reading: Explain that as we read the Bible we do so first to spend time with God. Children can remain with hands out-stretched, palms up to receive the word as it's being read. Alternatively they can be invited to draw what they hear. Read the biblical reference for the day (Acts 1:1-11) two times and ask children to respond.

Question examples: What did you notice in this passage? How does it make you feel? Was there anything you would ask God about that you didn't understand or was confusing? Is God saying anything to you through the story?

Introduction: To begin the trimester it's important to change the decoration or visual images in the classroom. It would be great to find a bunch of maps and put them up around the room, at eye-level for children to see. You could also have symbols like a cross cut out of poster board or made out of card board, and the symbol of the fish (a symbol of the first Christians.)

Give each child a slip of paper with an instruction written inside. All of the slips of paper should have the same instructions. The instructions should be followed right then and there. After they each follow the directions they've been given, you should come together as a group and talk about what they just did. The instructions given on the slip of paper can be simple: Tell someone Jesus loves them, give someone a card with the words "Jesus loves them" on it (if this is the case then have them already made and laying out), give someone a flower and tell them how much Jesus loves them (have flowers available). As you talk about the experience together, ask them if the instructions they were given were hard or easy? How did they feel when they followed the instructions? How did the other person react? Ect.

Adventures with GOD!

Bible exploration: Invite them to sit on the floor in a circle. Start the story by telling them what Jesus did after the resurrection. Together read Acts 1:1-11. Illustrations would be helpful as you do a review of what happened. Have the different events that took place and things that Jesus did written on strips of paper and ask volunteers to put them in order. Here are some of the things you can include:

- He was with his disciples 40 days and he spent time teaching them.
- Jesus commissioned his disciples to carry on the ministry
- The disciples waited in Jerusalem
- Jesus ascended into heaven

Then, together read Acts 1:7-8. As you talk about the instructions Jesus gave to the disciples, use the illustration that's included in the following pages. You will need to enlarge the image so that it's easy to see.

Talk about the highlights:

- Jesus left the earth, but he gave the disciples a task to do: to be witnesses in Jerusalem, Judea, Samaria, and even to the ends of the earth.
- What was the significance of this commandment?
- Jerusalem was the city where the disciples were.
- Judea was the province they lived in.
- Samaria was a nearby province, and one they typically did not get along with
- The ends of the earth – the rest of the world.

The gospel is being shared in word and action every day. As disciples of Christ, even though they are children, they are given this commission that Jesus left his disciples. Together think through what that means for them:

- Where is Jerusalem? Their family
- Where is Judea? Their school
- Where is Samaria? Their neighborhood, people who are different from them
- The ends of the earth? Their city, country, other countries

Find a way to create a visual for this commission that Jesus has given them. There are some illustrations in the following pages. Then have them make a visual image of how they understand Jesus' instructions for them.

Labyrinth: In the following pages you will find a game, a labyrinth that they can work on individually or with a partner. Use this time to sing songs or have children's songs playing in the background.

Bible verse: Make cards with the Bible verse. Every card should have one word from the memory verse on it (Acts 1:8). Give out the cards and have the children line up in the correct

Adventures with GOD!

order. Have them read the verse together. You may also use the symbols that you used during the Bible exploration and have them on cards (the house, school, neighborhood, etc). This is another visual way to help them remember the significance of Jesus' instructions for them.

Craft: "Members of God's family" Make a mural, using large pieces of paper or poster board. You can also have cut out smiley faces; making enough so that there is two or three for each child in the group. Have the names of other Christians already written on smiley faces and put them on the mural. Remind children that when we decide to follow Jesus and recognize him as our Lord and Savior that we are a part of God's family. Invite them to write their names on the smiley faces and place them on the mural. Remind them that at anytime they can make this decision to follow Jesus and be a part of God's family. Then ask them what are the names of some of their friends and family that they would like to see as a part of God's family. Have them write their names on the smiley faces and put them on the mural. Pray together for those names that just went up on the mural; that they would come to be a part of God's family. Talk about ways that we can be witnesses of Jesus to our friends and family.

Today's GROW Adventure with God Review:

G: God's Word: What is the story? (Give children an opportunity to express their understanding of the story).

R: Relationships: Is there anything in today's Bible story that shows us how we should or shouldn't share God's love with others? (Remind children that sometimes God uses the stories of the Bible to show us how we shouldn't act toward God or others and give them a chance to consider how we might show God's love instead).

O: Outward Action: Is there anything in the Bible story that shows us how we should help or serve God or others? (Explore concrete ways the children could live this out in the coming week).

W: Worship: Is there anything in the Bible story that shows us how we should accept God's love for us and others? Ask: How do you feel about God? How would you like to respond to God? What would you like to say to God?

Closing Prayer: Gather children around the candle again. As you light the candle explain that the flame is something that is present in the light and the darkness. In the same way, it reminds us that God is always with us. Is there anything anyone wishes to say to God? After children have responded, close the prayer time.

Prayer Example: Lord God, we thank you that you are always with us, and always love us. It's good to be with you. Thank you for what we have learned today. Thank you for being with us and for teaching us through the Bible. Help us to remember what you have taught us today and to live it out when we leave. Amen.

Adventures with GOD!

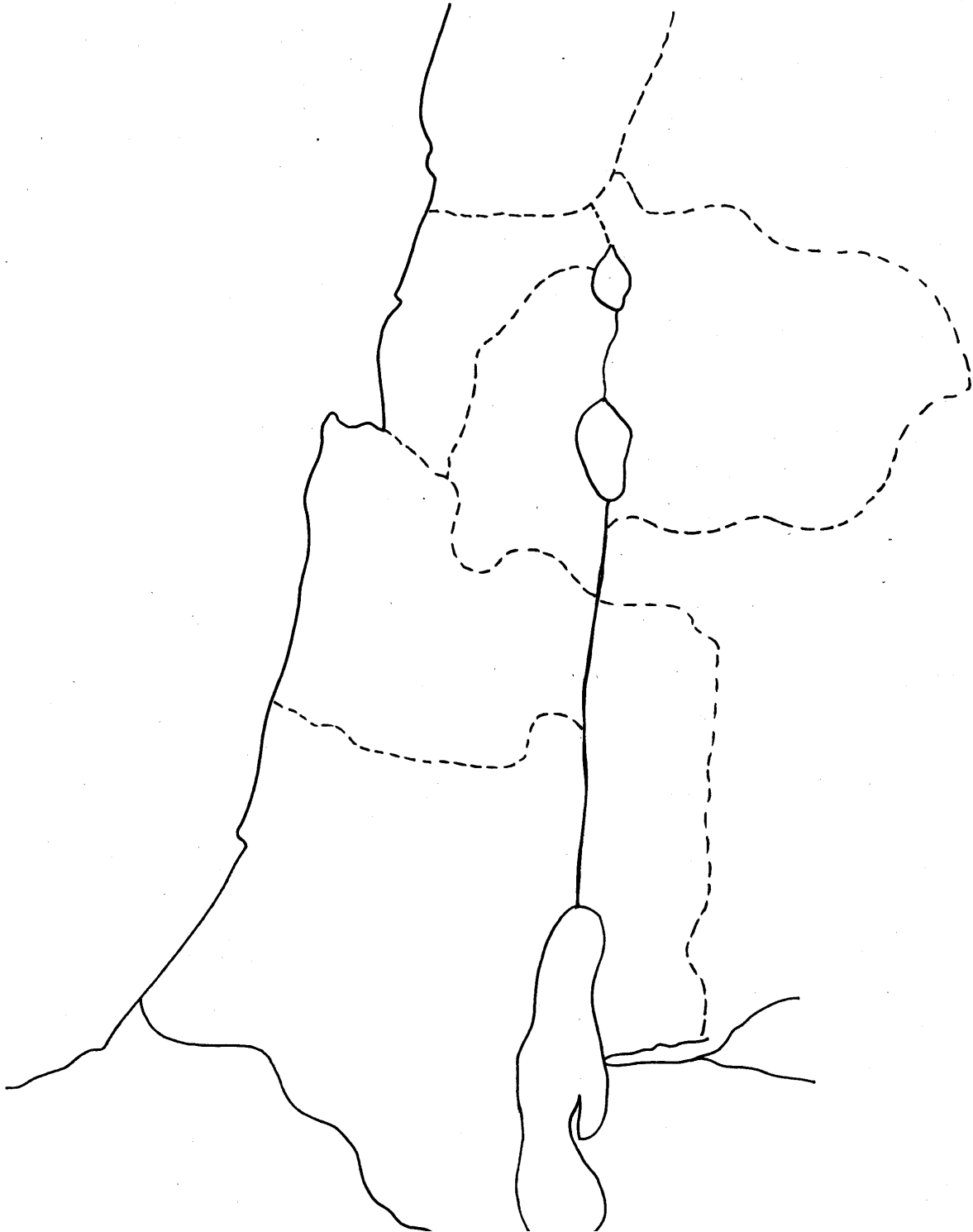
ILLUSTRATION
JESUS' ASCENSION



Adventures with GOD!

MAP

Locate Jerusalem, Judea, and Samaria




Adventures with GOD!

ACTIVITY

LABYRINTH

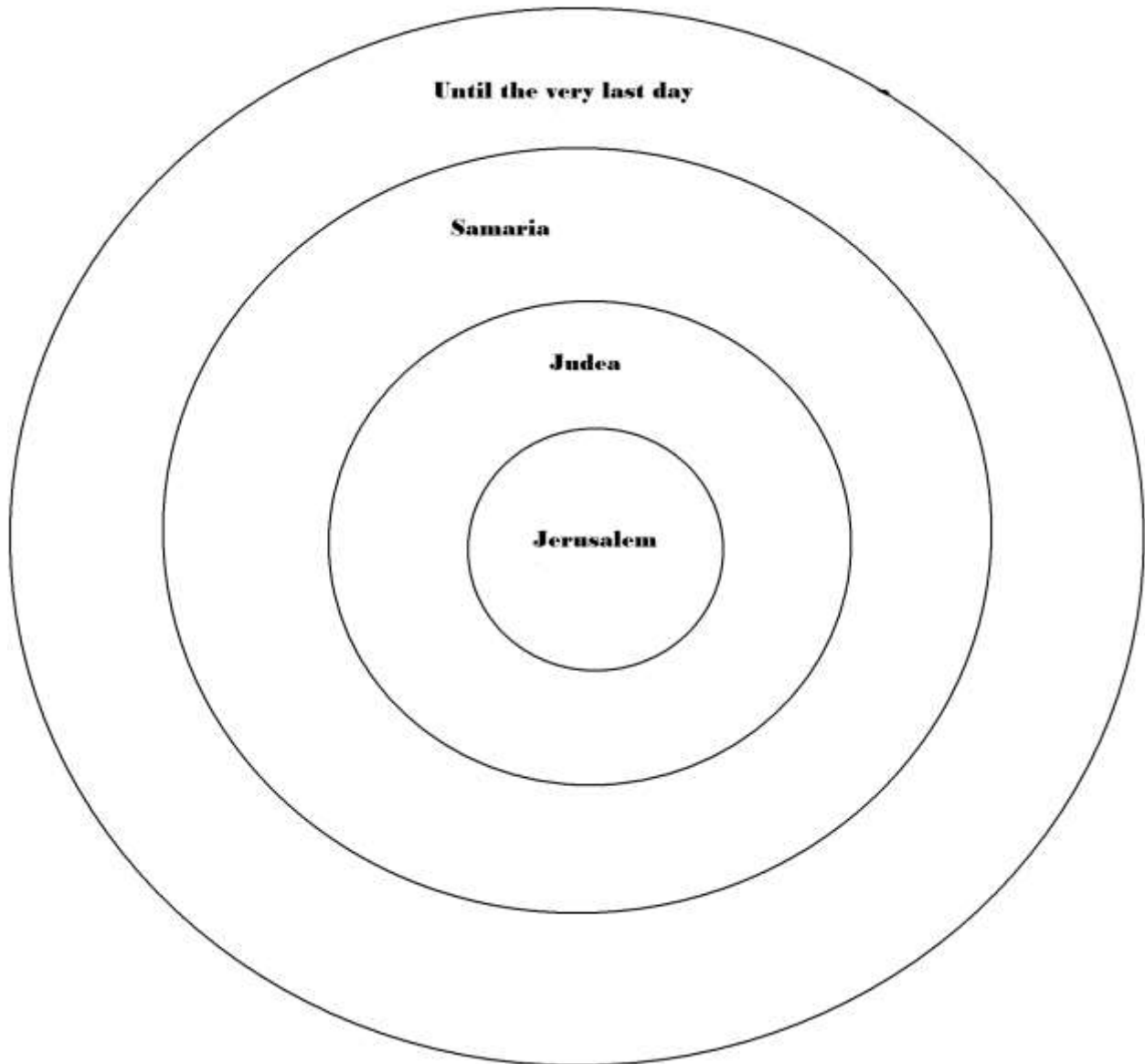
Using crayons/colored pencils help the child find his way to his school, church, community and house.



Adventures with GOD!

ILLUSTRATION



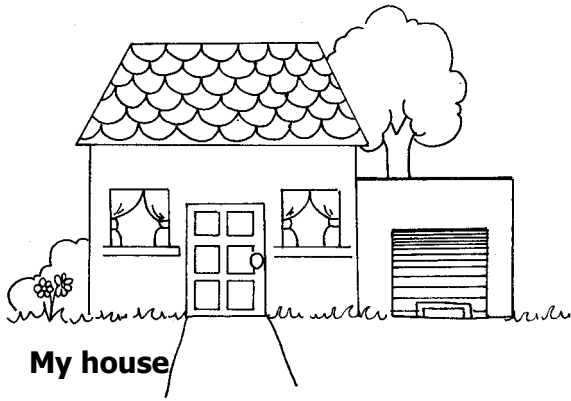
AND THEY WILL BE MY WITNESSES




ACTS 1:8

Adventures with GOD!

ILLUSTRATIONS



Adventures with GOD!



Adventures with GOD!

MURAL

I AM PART OF GOD'S FAMILY

