

Adventures with GOD!

PETER AND CORNELIUS (B.2.SPRING.12)

Biblical Reference	Acts 10
Key Verse	Galatians 3:28b
Key Concept	God loves me and God loves everyone. God wants us to follow Jesus and be a part of God's family.
Educational Objectives	At the end of the class today, the children will be able to: <ol style="list-style-type: none"> 1. Describe Cornelius' vision. 2. Tell what Peter's reaction was to Cornelius' dream 3.

Life application

One of the tragedies that occurs in God's family is that we don't understand that we are part of a global family. There are believers around the world and together we are a part of God's family. God loves everyone and wants people to hear the good news about Jesus and put their faith in Jesus. Too often we let our prejudice get in the way, thinking that only certain people should hear the good news. In the story of Peter and Cornelius, Peter learned a very important lesson. God does not show partiality.

Possible Activities and Class Plan

Activity	Materials	Time
My GROW adventure	GROW Adventure w/God materials	5 minutes
Opening prayer	Candle	1 minute
Bible reading	Bible	5 minutes
Review	Mural	5 minutes
Bible verse	A globe or map, crayons, pencils	10 minutes
Bible exploration	Illustrations, Bible	10 minutes
Activity	Cards, crayons, envelopes	15 minutes
My GROW adventure	Review	5 minutes
Closing prayer	Candle	1 minute

Adventures with GOD!

INSTRUCTIONS

My GROW Adventure with God Weekly Review: As children enter take time to have them reflect on their adventure with God booklets and either discuss or use art materials to express their journey during the past week. You may wish to add any art work, written poems, prayers or songs to a GROW wall in the room. You can find my GROW Adventure with God materials on the Covchurch.org website in the same place as the Adventures with God sessions.

Opening Prayer: Gather children around a candle. Light the candle and explain that we are entering into a special time with God. Encourage the children to hold their hands out in front of them palms up as a sign they are ready to receive what God has for them today.

Prayer Example: Lord God, thank you for making us, for loving us, for forgiving us, and guiding us. We know you are here with us right now. As we enter into your word, the Bible, help us draw close to you, to understand and to listen to what you have to say to us. Amen (For safety sake, you may wish to extinguish the candle after the prayer.)

Bible Reading: Explain that as we read the Bible we do so first to spend time with God. Children can remain with hands out-stretched, palms up to receive the word as it's being read. Alternatively they can be invited to draw what they hear. Read the biblical reference for the day (Acts 10:9-20) two times and ask children to respond.

Question examples: What did you notice in this passage? How does it make you feel? Was there anything you would ask God about that you didn't understand or was confusing? Is God saying anything to you through the story?

Review: To review the trimester, it would be good to go back through the mural they've done and talk about the significant people, events, etc. Ask for volunteers to repeat some of the Bible verses they've memorized.

Bible verse: Take out a map or a globe. Have the identify some of the countries they know, then point out others. Remind them of the children who live in other countries of the world and love Jesus, just like they do. Ask them if they ever imagined that they would have family in Japan or Australia. What makes us family? Give them a copy of the illustration with the verse on it and have them decorate it. This is found in the following pages.

Bible exploration: Invite everyone to sit together on the floor. Today's story is long (all of Acts 10), focus on the vision that Corenlius had, the dream that Peter had and how God brought them together and more people became followers of Jesus and part of God's family. Explain some of the context, like the fact that Cornelisu wasn't a Jew like the



Adventures with GOD!

disciples. He was a stranger, a foreigner. But, God broke down barriers and brought him and others into God's family.

In the following pages you will find figures you can use to tell the story. Color them, cut them out and laminate them if possible. Hand them out to the children so they can participate in the telling of the story. Read sections of the story and ask questions related to those particular verses.

Read Acts 10:1-9 and then ask them to tell you in their own words what happened. What do you think Cornelius would have felt when the angel spoke to him?

Read Acts 10:10-23, What was Peter's reaction to his dream? How did he respond to the visitors?

Read Acts 10:24-29. Why was it a no-no for Peter to visit Cornelius?

Read Acts 10:34-36. Why does Peter say it's ok for him to visit Cornelius?

Read Acts 10:44-48. What happens as a result of Peter sharing the good news of Jesus with Cornelius and his family?

Activity: Give them materials to make a sign that reads "We are one in Jesus." Have them draw their own picture, or paint a picture with watercolors, or have some images that have been printed out that they can glue on their signs. Spend time praying for people who are followers of Jesus in other parts of the world.

Today's GROW Adventure with God Review:

G: God's Word: What is the story? (Give children an opportunity to express their understanding of the story).

R: Relationships: Is there anything in today's Bible story that shows us how we should or shouldn't share God's love with others? (Remind children that sometimes God uses the stories of the Bible to show us how we shouldn't act toward God or others and give them a chance to consider how we might show God's love instead).

O: Outward Action: Is there anything in the Bible story that shows us how we should help or serve God or others? (Explore concrete ways the children could live this out in the coming week).

W: Worship: Is there anything in the Bible story that shows us how we should accept God's love for us and others? **Ask:** How do you feel about God? How would you like to respond to God? What would you like to say to God?

Adventures with GOD!

Closing Prayer: Gather children around the candle again. As you light the candle explain that the flame is something that is present in the light and the darkness. In the same way, it reminds us that God is always with us. Is there anything anyone wishes to say to God? After children have responded, close the prayer time.

Prayer Example: Lord God, we thank you that you are always with us, and always love us. It's good to be with you. Thank you for what we have learned today. Thank you for being with us and for teaching us through the Bible. Help us to remember what you have taught us today and to live it out when we leave. Amen.

Adventures with GOD!






ILLUSTRATION
PETER'S DREAM



Adventures with GOD!

FIGURES

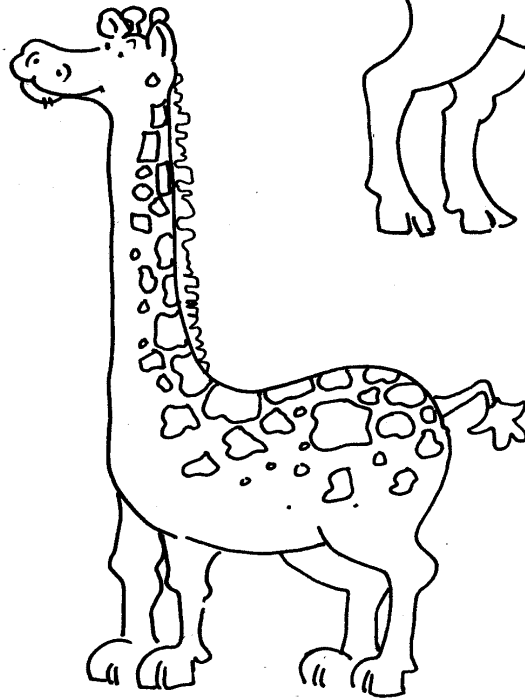


ANIMALS FROM PETER'S DREAM



Adventures with GOD!

FIGURES

ANIMALS FROM PETER'S DREAM



Adventures with GOD!

CRAFT

THE FAMILY OF GOD



Because you belong to Christ Jesus, you are all one.

Galatians 3:28



Adventures with GOD!

CRAFT

SIGN

Cut out the illustration and decorate it.

