

Adventures with GOD!

THE PERSECUTION OF THE TWELVE (B.2.SPRING.9)

Biblical Reference	Acts 5:17-27
Key Verse	Acts 5:20
Key Concept	The Holy Spirit gives Jesus' followers courage to share the good news with power and love, even in difficult situations.
Educational Objectives	At the end of the class today, the children will be able to: <ol style="list-style-type: none"> 1. Describe when and where the disciples preached 2. Name something about the life of the disciples 3. Decide who they can tell about the story they learned this week

LIFE APPLICATION

The apostles (disciples) were scared and lived in fear of being persecuted before the Holy Spirit came. But, the Holy Spirit empowered them and gave them the courage to share the good news about Jesus, even when there was opposition. They didn't stop sharing the good news about Jesus, even after they were put in jail. Just like the disciples, as followers of Jesus, the Holy Spirit gives us courage and power to share Jesus' gospel message. During the week they will have the opportunity to share the good news of Jesus with someone else.

Possible Activities and Class Plan

Activity	Materials	Time
My GROW adventure	GROW Adventure w/God materials	5 minutes
Opening prayer	Candle	1 minute
Bible reading	Bible	5 minutes
Craft	Socks, fabrics, card stock, scissors, crayons, glue	20 minutes
Bible exploration	Bible, puppets, backgrounds	15 minutes
Bible verse	Cards	5 minutes
Game	Game cards	10 minutes
My GROW adventure	Review	5 minutes
Closing prayer	Candle	1 minute



Adventures with GOD!

INSTRUCTIONS

My GROW Adventure with God Weekly Review: As children enter take time to have them reflect on their adventure with God booklets and either discuss or use art materials to express their journey during the past week. You may wish to add any art work, written poems, prayers or songs to a GROW wall in the room. You can find my GROW Adventure with God materials on the Covchurch.org website in the same place as the Adventures with God sessions.

Opening Prayer: Gather children around a candle. Light the candle and explain that we are entering into a special time with God. Encourage the children to hold their hands out in front of them palms up as a sign they are ready to receive what God has for them today.

Prayer Example: Lord God, thank you for making us, for loving us, for forgiving us, and guiding us. We know you are here with us right now. As we enter into your word, the Bible, help us draw close to you, to understand and to listen to what you have to say to us. Amen (For safety sake, you may wish to extinguish the candle after the prayer.)

Bible Reading: Explain that as we read the Bible we do so first to spend time with God. Children can remain with hands out-stretched, palms up to receive the word as it's being read. Alternatively they can be invited to draw what they hear. Read the biblical reference for the day (Acts 5:17-27) two times and ask children to respond.

Question examples: What did you notice in this passage? How does it make you feel? Was there anything you would ask God about that you didn't understand or was confusing? Is God saying anything to you through the story?

Craft: Together make the puppets and backdrops/scenery that you will use to tell the story today. In the following pages you will find ideas for how to make the puppets and scenery.

Bible exploration: Narrate the story found in Acts 5:17-27 using the puppets and scenery that you made together as a group. Read the story directly out of the Bible, or summarize it in your own words. Make sure you define any vocabulary that might be difficult for them to understand. Before you begin, review the names of the disciples. Talk about what the disciples were like before the Holy Spirit came. After you read the story together, talk about how they changed because of the Holy Spirit.

According to the story, there were religious leaders who were not happy about what the disciples were sharing and they arrested them and put them in jail. But, an angel opened the doors of the jail cell and let them out. They went out and talked even more about Jesus and

Adventures with GOD!

God's power. They didn't let fear stop them. The Holy Spirit had given them courage and power.

Ask, "Are any of you scared to talk to your friends about Jesus? What can we do when we feel nervous or scared? What can we learn from the disciples? Who gives us the power and courage to share the good news of Jesus' love?"

Bible verse: Write out the verse on cards/card stock of different colors. Show them the words in order, then take them out of order and ask volunteers to help you put the words in the right order. Once they have done that they need to say the verse together. Do this a couple times so everyone has a chance to participate.

Game: Play a game of "memory." Make cards ahead of time for the game. You can use pictures to represent the disciples, the holy Spirit, the names of the disciples, a picture of the jail, etc. Make sure to make pairs of each of the images/words. You should have about 6-8 different images. Use this to review and have the children tell the Bible story in their own words.

As you wrap up the game, talk about who they can share the good news of Jesus' love with this week. Pray together for each child that they would have the courage to share with their friends what they are learning from the Bible.

Today's GROW Adventure with God Review:

G: God's Word: What is the story? (Give children an opportunity to express their understanding of the story).

R: Relationships: Is there anything in today's Bible story that shows us how we should or shouldn't share God's love with others? (Remind children that sometimes God uses the stories of the Bible to show us how we shouldn't act toward God or others and give them a chance to consider how we might show God's love instead).

O: Outward Action: Is there anything in the Bible story that shows us how we should help or serve God or others? (Explore concrete ways the children could live this out in the coming week).

W: Worship: Is there anything in the Bible story that shows us how we should accept God's love for us and others? Ask: How do you feel about God? How would you like to respond to God? What would you like to say to God?



Adventures with GOD!

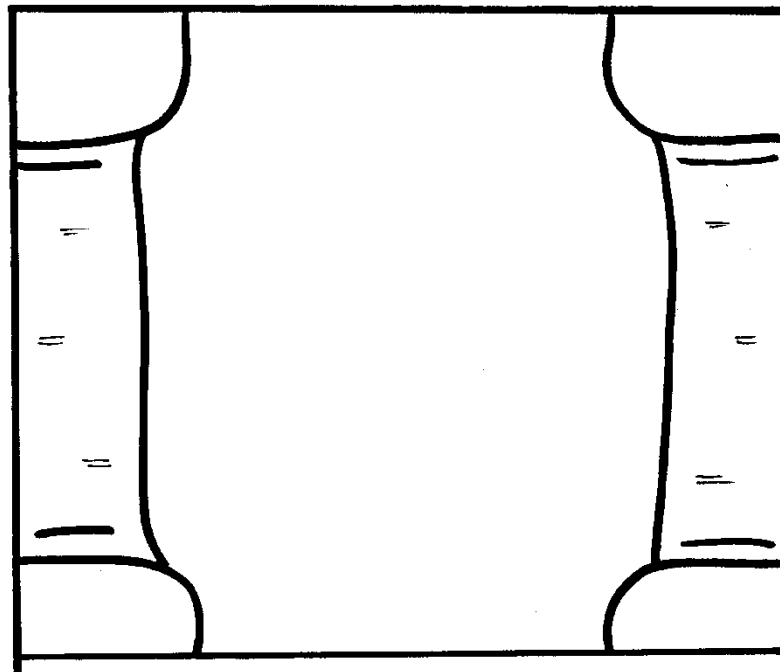
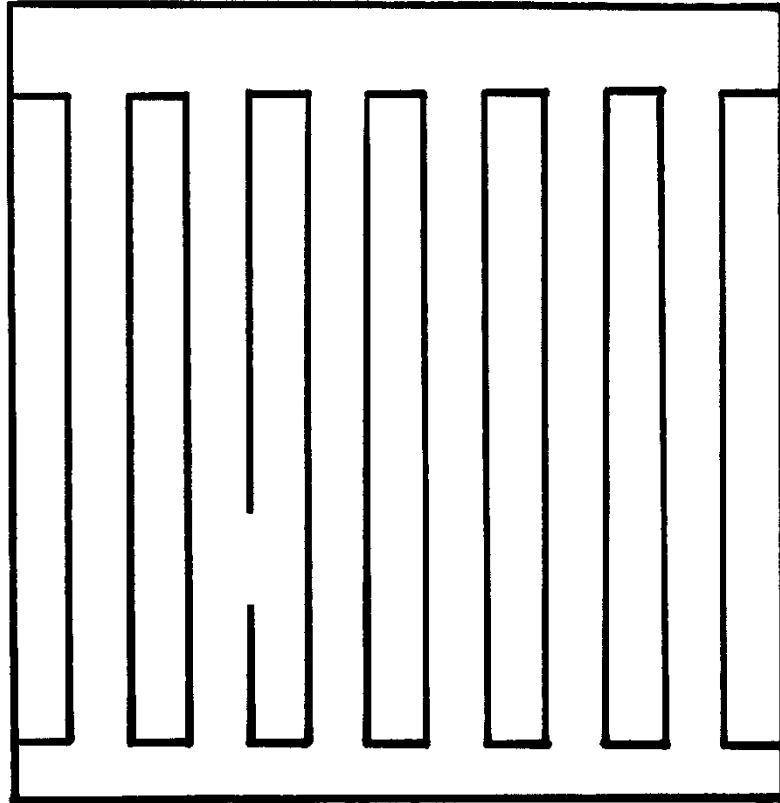
Closing Prayer: Gather children around the candle again. As you light the candle explain that the flame is something that is present in the light and the darkness. In the same way, it reminds us that God is always with us. Is there anything anyone wishes to say to God? After children have responded, close the prayer time.

Prayer Example: Lord God, we thank you that you are always with us, and always love us. It's good to be with you. Thank you for what we have learned today. Thank you for being with us and for teaching us through the Bible. Help us to remember what you have taught us today and to live it out when we leave. Amen.

Adventures with GOD!

SCENERY

jail



Temple



Make these
backdrops out of
posterboard or
card board




The Evangelical Covenant Church

Adventures with GOD!

PUPPETS




Adventures with GOD!



Adventures with GOD!

BIBLE VERSE

Put the Bible verse in the correct order and color the image



GO	A	LE	A	LL	T	ND	S	ORDS	TO
THE	PEAK	TANDE	E.	ND	S	LIF			
HE	W	THE	PEOP	THIS	OF	LE	A		
TEMP	IN								

Acts 5:20