

# Adventures with GOD!

## PAUL, A FAITHFUL SERVANT OF JESUS CHRIST (C.2.SPRING.13)

Biblical Reference	A review of Acts
Key Verse	2 Timothy 4:7
Key Concept	God is faithful to those who are faithful in the kingdom of God.
Educational Objectives	At the end of the class today, the children will be able to: <ol style="list-style-type: none"> <li>1. Express what they have learned this trimester through a drama, drawing, poem</li> <li>2. Name at least three cities that Pablo visited and an important event that occurred in each of these cities</li> <li>3. Say one of the key Bible verses learned this trimester by memory</li> </ol>

### LIFE APPLICATION

As the trimester wraps up, each child will be able to articulate the great commission that Jesus left his disciples, how they carried it out and how we are called to carry it out as Christians. This is a real challenge in their lives. What a great privilege it is to serve the king of kings and Lord of lords. Just like Paul, they too can remain faithful to God's call to be agents of God's kingdom, sharing the good news of Jesus with others.

### Possible Activities and Class Plan

Activity	Materials	Time
My GROW Adventure	GROW Adventure w/God materials	5 minutes
Opening Prayer	Candle	1 minute
Bible Reading	Bible	5 minutes
Songs and prayer		10 minutes
Review	Bible, illustration, mural	10 minutes
Presentation	Projects completed during the trimester	15 minutes
Activity		5 minutes
My GROW Adventure	Review	5 minutes
Closing Prayer	Candle	1 minute



# Adventures with GOD!

## INSTRUCTIONS

**Note:** The idea is to have previously invited the parents and/or other students to be present during the presentation time.

**My GROW Adventure with God Weekly Review:** As children enter take time to have them reflect on their adventure with God booklets and either discuss or use art materials to express their journey during the past week. You may wish to add any art work, written poems, prayers or songs to a GROW wall in the room. You can find my GROW Adventure with God materials on the Covchurch.org website in the same place as the Adventures with God sessions.

**Opening Prayer:** Gather children around a candle. Light the candle and explain that we are entering into a special time with God. Encourage the children to hold their hands out in front of them palms up as a sign they are ready to receive what God has for them today.

**Prayer Example:** Lord God, thank you for making us, for loving us, for forgiving us, and guiding us. We know you are here with us right now. As we enter into your word, the Bible, help us draw close to you, to understand and to listen to what you have to say to us. Amen (For safety sake, you may wish to extinguish the candle after the prayer)

**Bible Reading:** Explain that as we read the Bible we do that first to spend time with God. Children can remain with hands out stretched palms up to receive the word as it's being read. Alternatively they can be invited to draw what they hear. Read Acts 28: 28-31 twice and ask children to respond.

**Question examples:** What did you notice in this passage? How does it make you feel? Was there anything you would ask God about that you didn't understand or was confusing? Is God saying anything to you though the story?

**Songs:** To begin the review part of the class today, start by singing some songs that you've sung together. Focus on songs that worship God for who God is and talk about God's mission in the world, or Jesus' love.

**Review:** Take a few minutes to do a general review of the life of the early church and the mission of the apostles and first Christians. Paul was a major character in the lessons this trimester. One way to review can be to play a game, for example "memory." In the following pages you'll find some picture cards, related to the stories in the book of Acts. Ahead of time you should make several copies of the cards and have them cut out so the children can play. Break up the class into groups.



# Adventures with GOD!

Or another idea is to look at the map that you've been making with the journeys of Paul. Give them the name of a city and three options of things that happened there, allowing them to choose the correct answer. The important thing is to review together what you've been learning.

**Presentation:** Have on hand the different projects the children have been working on during the trimester.

1. Explain to the guests what you have all been studying this trimester.
2. Choose a few representatives to show the different projects, repeat the key verses they've learned, talk about how they have been supporting a missionary/missionary family, etc.
3. Have a question and answer time
4. Serve a snack for everyone

**Activity:** To conclude the trimester, give every child his or her passport. Repeat together the key verse found in the back of the passport. Pray together for the missionary/missionary family they have been supporting.

## **Today's GROW Adventure with God Review:**

G: God's Word: What is the story? (Give children an opportunity to express their understanding of the story)

R: Relationships: Is there anything in today's Bible story that shows us how we should or shouldn't share God's love with others? (Remind children that sometimes God uses the stories of the bible to show us how we shouldn't act toward God or others and give them a chance to consider how we might show God's love instead)

O: Outward Action: Is there anything in the Bible story that shows us how we should help or serve God or others? (Explore concrete ways the children could live this out in the coming week)

W: Worship: Is there anything in the Bible story that shows us how we should accept God's love for us and others? Ask: How do you feel about God? How would you like to respond to God? What would you like to say to God?











**Closing Prayer:** Gather children around the candle again. As you light the candle explain that the flame is something that is present in the light and the darkness. In the same way, it reminds us that God is always with us. Is there anything anyone wishes to say to God? After children have responded, close the prayer time.

**Prayer Example:** Lord God, we thank you that you are always with us, and always love us. It's good to be with you. Thank you for what we have learned today. Thank you for being with us and for teaching us through the Bible. Help us to remember what you have taught us today and to live it out when we leave. Amen



# Adventures with GOD!

GAME  
MEMORY



# Adventures with GOD!

## INFORMATION SHEET

THEMES, EVENTS, PEOPLE TO REVIEW

### 1. THE EARLY CHURCH:

- ★ The Great Commission
- ★ Living out the Great Commission
- ★ Where they started preaching the gospel
- ★ Problems/challenges they faced

### 2. PAUL:

- ★ Paul's conversion and call to ministry
- ★ Living out his call
- ★ Characteristics of Paul as a servant of God:
  - Constant
  - Faithful
  - Committed
  - Brave

### 3. RESULTS OF THE MINISTRY OF THE APOSTLES AND FIRST CHRISTIANS:

- ★ Churches were started
- ★ People came to faith
- ★ Leaders were formed like Priscilla and Aquilla, Timothy
- ★ Letters were written which are now part of our Bible
- ★ The good news of Jesus and God's kingdom spread throughout the world

