

Adventures with GOD!

DORCAS SERVED GOD (A.3.FALL.12)

Biblical Reference	Acts 9: 36-41
Key Verse	Philippians 2:14
Key Concept	I can serve God as Dorcas did.
Educational Objectives	At the end of the class today, the children will be able to: <ol style="list-style-type: none"> 1 Say the memory verse 2 Describe the things that did Dorcas did to help others. 3 Say what happened to Dorcas.

LIFE APPLICATION

God wants all of his children to put into practice the skills and gifts He has given us. He wants children to use their skills by helping the needy. Dorcas was a woman who did many good things, and is a very clear example of how God wants us to abound us in good works. Dorcas served God with joy and we can do the same. Through this lesson, children learn that it is our duty to help others, especially the needy. During the week can draw, make a card, etc. to share with another child.

Possible Activities and Class Plan

Activity	Materials	Time
Opening Prayer	Candle	1 minute
Introduction	See instructions	10 minutes
Bible Exploration	Bible, illustrations	10 minutes
Craft	Clothing illustrations	10 minutes
Prayer/Snack		10 minutes
Verse	Key verse	5 minutes
Closing Prayer	Candle	1 minute

Adventures with GOD!

INSTRUCTIONS

Opening Prayer

Gather children around a candle and explain that we are entering into a special time with God. Encourage the children to hold their hands out in front of them palms up as a sign they are ready to receive what God has for them today. Light the candle

Prayer: God we light this candle remembering: you made light, you made us, and you are with us now. Amen

(For safety sake, you may wish to extinguish the candle after the prayer)

Introduction: Before class print illustrations of Dorcas. Hand them to children so they can color. Start asking questions: Who here has a mom or dad who is a seamstress or tailor or probably a close relative. Ask if they find the profession interesting. Tell them to imagine themselves making clothes. Discuss whether their parents or grandparents make their own clothing.

Bible Exploration: Remember that at this age children learn more from what they see than what they hear. Do not forget before you start telling the story, have the Bible open and point out the importance of having this wonderful book to read. Dorcas loved to do good deeds and giving her time to the poor. As you tell the story of Dorcas explain the miracle performed by Peter and how this led many to believe the Word of God. God uses his servants to be a witness to others in different ways.

Craft: Have color clothing and help them cut the clothing to dress the paper dolls. As the children work on this craft, continue to talk about the story. Repeat the goodness of Dorcas and most importantly indicate that she did everything with love for the Lord.

Prayer/Snack: Thank God for Father Dorcas and the example she has been for us today. Serve what you have prepared for snack.

Verse: Repeat the verse, before explaining a little bit about what it means to be doing things without complaining. Say the Word of God says that we must do everything for God.

Closing Prayer

Gather children around the candle again. Light the candle

Prayer: Thank you God for making us, Thank you God for making the world. Amen

Adventures with GOD!

Illustration

DORCAS



Adventures with GOD!


Illustration

DORCAS LIVES




Adventures with GOD!


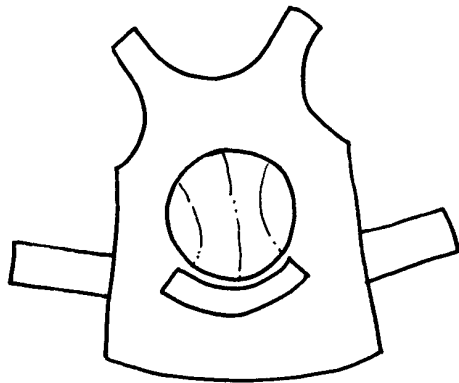
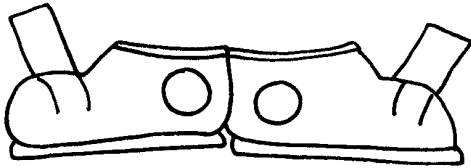



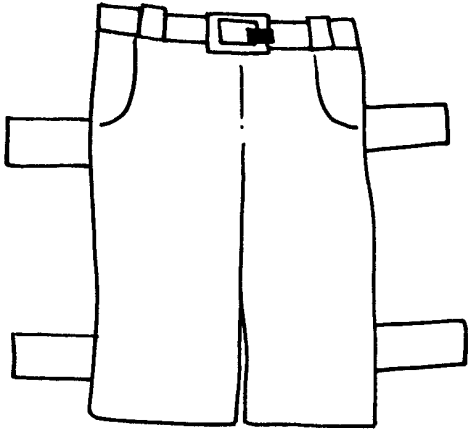
Crafts



Adventures with GOD!



Adventures with GOD!



Adventures with GOD!

