

Adventures with GOD!

THE DISCIPLES OF JESUS SERVED GOD (A.3.FALL.8)

| | |
|------------------------|--|
| Biblical Reference | Mark 1:16-20 |
| Key Verse | Mark 1:17 |
| Key Concept | I can serve God as the disciples of Jesus Christ served Him. |
| Educational Objectives | At the end of the class today, the children will be able to: 1. Name at least three disciples. 2. Learn where Jesus met some of his disciples. 3. Repeat the memory verse |

LIFE APPLICATION

The disciples were people who accepted the challenge to serve God with joy. When Jesus said to them, they stopped what they were doing to follow. Jesus learned to do the will of Father God and serve Him. Children will learn that they too can serve God with joy being "fishers of people." During the week they will sing the song "Pescadores" every day with the help of their parents.

Possible Activities and Class Plan

| Activity | Materials | Time |
|-------------------|---|------------|
| Opening Prayer | Candle | 1 minute |
| Game | Sheets, crayons, scissors, magnets, string, sticks, container, glue | 15 minutes |
| Bible Exploration | Illustration, bible, puppets | 15 minutes |
| Song | Music, instruments | 10 minutes |
| Prayer/Snack | Fabrics, crayons, white paper | 10 minutes |
| Closing Prayer | Candle | 1 minute |

Adventures with GOD!

INSTRUCTIONS

Opening Prayer

Gather children around a candle and explain that we are entering into a special time with God. Encourage the children to hold their hands out in front of them palms up as a sign they are ready to receive what God has for them today. Light the candle

Prayer: God we light this candle remembering: you made light, you made us, and you are with us now. Amen (For safety sake, you may wish to extinguish the candle after the prayer)

Game: Before class, color some of the fish from the "Fishes" illustration sheet. Make stick with a string and something that can catch fish (magnet). Explain that they are going to fish today. Be one of the fish with a sign. Have them make their own and allow children to take turns fishing.

Bible Exploration: Open your Bible to Mark and tell the story with drama by using puppets, figures or drawings. Kids always remember more visual at this age. Take pictures of the twelve disciples and repeat names. Discuss what it means to be a fisherman. Explain why Jesus used the idea of being a fisherman to express how they would serve God. Explain that the disciples worked in different activities before meeting Jesus. But when invited to follow Jesus, they left their jobs to do so. They served God with joy, helping Jesus, preaching, healing, and so on. Children can be like the disciples, "fishers" people. They can serve God with joy.

Song:

I will make you fishers of men,
Fishers of men, fishers of men.
I will make you fishers of men,
If you follow Me.

Prayer/Snack: Take time to pray for each one of the kids asking for them to be fishers of others. Encourage parents to sing the song everyday at home.

Closing Prayer


Gather children around the candle again. Light the candle

Prayer: Thank you God for making us, Thank you God for making the world. Amen

Adventures with GOD!

Illustration

Jesus talks with his disciples



Adventures with GOD!

Illustration
12 disciples



Adventures with GOD!

CRAFT

Materials: scissors, magnets, illustration of fish, string, sticks, container, glue

Preparation for fishing:



1. Children should color and cut fish.
2. Help them by putting together the fishing rod ahead of time.
3. Paste fish with a piece of magnet; also placing one at the end of fishing rod.





Adventures with GOD!

PATTERNS

Fishes



Adventures with GOD!



Adventures with GOD!

CRAFT

Give each child a model (attached) already cut. Have them color and decorate. Provide decorating items, and paste the fish on a paper plate.

