

Adventures with GOD!

FAITH IN A MOMENT OF CRISIS (B.3.FALL.8)

Biblical Reference	Genesis 16:1-2,7-13
Key Verse	Psalms 145:20
Key Concept	God takes care of me in moments of danger and crisis.
Educational Objectives	At the end of the class today, the children will be able to: <ol style="list-style-type: none"> 1. Explain what happens when people don't trust in God 2. Name the circumstances and things that produce fear and worry in them 3. Give examples of how God takes care of them

BIBLE APPLICATION

Even though Abraham and Sarah were people of faith, they didn't always trust in God's promises. There were times when they doubted that God would be faithful to the promise they had received that they would have many descendants. They doubted because it seemed unlikely that they would have children at their old age and so they tried to take matters into their own hands and come up with a solution. They made a bad decision. When we make bad decisions, it's important to ask God for forgiveness and put our trust in God's care. This week the children will be reminded that no matter what the situation or how we are feeling, God asks us to trust in God's promises and have faith that God is with us, guiding us in our decisions.

Possible activities and class plan

Activity	Materials	Time
My GROW adventure	GROW Adventure w/God materials	5 minutes
Opening prayer	Candle	1 minute
Bible Reading	Bible	5 minutes
Introduction	Map	5 minutes
Bible exploration	Bibles	10 minutes
Craft	Card board, string/yarn, scissors, glue, markers	10 minutes
Activity	Activity sheets, pencils	10 minutes
My GROW adventure	Review	5 minutes
Closing prayer	Candle	1 minute

Adventures with GOD!

INSTRUCTIONS

My GROW Adventure with God Weekly Review: As children enter take time to have them reflect on their adventure with God booklets and either discuss or use art materials to express their journey during the past week. You may wish to add any art work, written poems, prayers or songs to a GROW wall in the room. You can find my GROW Adventure with God materials on the Covchurch.org website in the same place as the Adventures with God sessions.

Opening Prayer: Gather children around a candle. Light the candle and explain that we are entering into a special time with God. Encourage the children to hold their hands out in front of them palms up as a sign they are ready to receive what God has for them today.

Prayer Example: Lord God, thank you for making us, for loving us, for forgiving us, and guiding us. We know you are here with us right now. As we enter into your word, the Bible, help us draw close to you, to understand and to listen to what you have to say to us. Amen (For safety sake, you may wish to extinguish the candle after the prayer.)

Bible Reading: Explain that as we read the Bible we do so first to spend time with God. Children can remain with hands out-stretched, palms up to receive the word as it's being read. Alternatively they can be invited to draw what they hear. Read the biblical reference for the day (Genesis 16:7-13) two times and ask children to respond.

Question examples: What did you notice in this passage? How does it make you feel? Was there anything you would ask God about that you didn't understand or was confusing? Is God saying anything to you through the story?

Introduction: Sit together and look at the map, reviewing the journey of Abraham and Sarah that you have studied up until this point. Make note of the places in the desert. Today they will be hearing the story of a woman who had to flee and find shelter in the desert.

Bible exploration: Make sure that you have studied the context and story in Genesis 16. Find props that you can use to create a "desert" where the Bible story for today will take place. You may use a desert box (a box with sand) and use wooden or cut out cardboard figures to tell the story. Important aspects of the story to highlight include:

- Sarah, Abraham's wife, did not have any children at this moment in the story and she thought that the way they could have many descendants was through her servant, Hagar (v. 1-4)
- When Hagar found out that she was pregnant with Abraham's baby she felt very important and Sarah was jealous and angry (v. 4-5)
- Sarah mistreated Hagar and Hagar had to flee to the desert for safety (vs. 6)

Adventures with GOD!

- An angel from God came to Hagar in the desert. The angel told her to return and to be good to Sarah and that God himself would protect her. Hagar had a son and named him Ishmael (v. 7-15).
- Sarah did not wait for God to fulfill the promise that God had given them, and because her lack of trust she made bad decisions that caused pain to people in her family and to Hagar.

Talk together about Hagar's experience in the desert. What must she have felt as she walked under the hot desert sun? How did she feel towards Sarah and Abraham? What was going through her mind as she was alone and pregnant? How did she react when the angel came to her? Etc. Talk about how the situation would have been different if Sarah and Abraham had waited and trusted in God to provide them with a child?

Craft: There are several craft options for this lesson. The first is a pair of sandals. This craft will remind the children that surely when Hagar was in the desert she had to walk a lot. In the time of Abraham the people didn't wear shoes, but rather sandals sometimes made out of roots or leaves or animal skin. The children can make their own pair of sandals to take home with them. As they are making the sandals continue to talk about Hagar's experience in the desert and about their own lives and times when they have felt fear.

Or they can make their own stamps, which they can take home and share with someone. On the stamp they can write the memory verse for the day (Psalm 145:20) and decorate it with markers or crayons or other craft materials.

Activity: How do you feel? This activity will help children think about their own lives and in what circumstances they are tempted to make decisions without trusting God. When they've finished ask for volunteers to share with the class and end the activity praying together that God would help the children to trust in God even in difficult and scary situations. Remind them that God loves them and has given us wonderful promises that are found in the Bible. We can trust God to guide us and help us make the right decisions.

Today's GROW Adventure with God Review:

G: God's Word: What is the story? (Give children an opportunity to express their understanding of the story).

R: Relationships: Is there anything in today's Bible story that shows us how we should or shouldn't share God's love with others? (Remind children that sometimes God uses the stories of the Bible to show us how we shouldn't act toward God or others and give them a chance to consider how we might show God's love instead).

O: Outward Action: Is there anything in the Bible story that shows us how we should help or serve God or others? (Explore concrete ways the children could live this out in the coming week).

Adventures with GOD!

W: Worship: Is there anything in the Bible story that shows us how we should accept God's love for us and others? Ask: How do you feel about God? How would you like to respond to God? What would you like to say to God?

Closing Prayer: Gather children around the candle again. As you light the candle explain that the flame is something that is present in the light and the darkness. In the same way, it reminds us that God is always with us. Is there anything anyone wishes to say to God? After children have responded, close the prayer time.

Prayer Example: Lord God, we thank you that you are always with us, and always love us. It's good to be with you. Thank you for what we have learned today. Thank you for being with us and for teaching us through the Bible. Help us to remember what you have taught us today and to live it out when we leave. Amen.



Adventures with GOD!

CRAFT OPTION 1

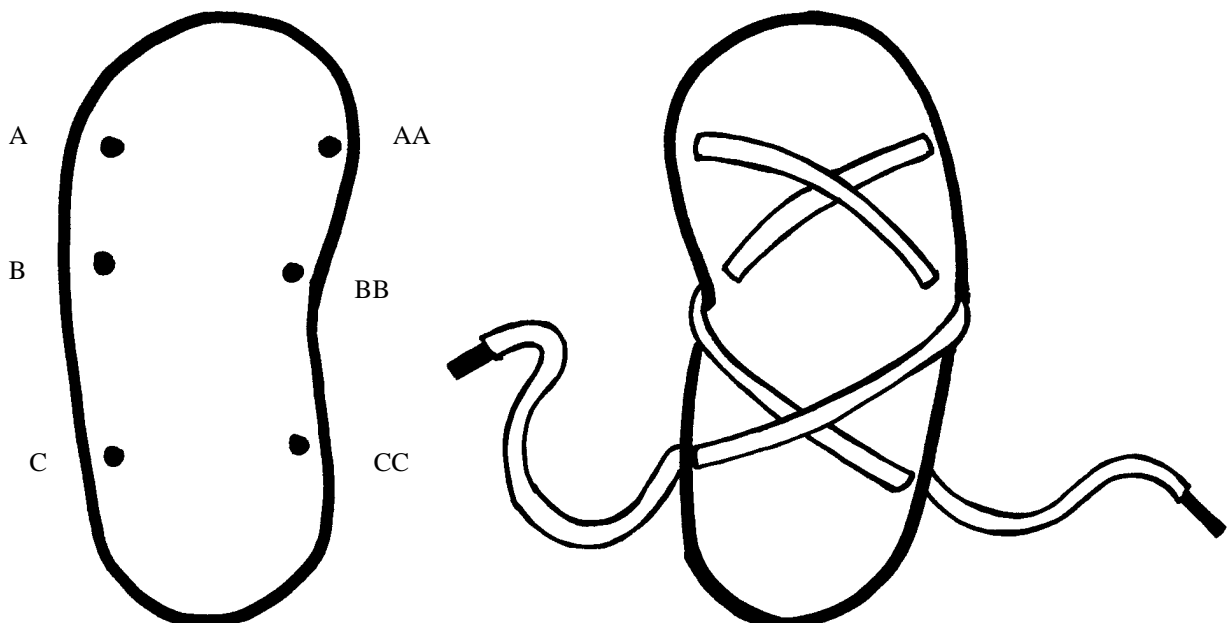
SANDALS

In the time of Abraham and Sarah, people used sandals which are different from our shoes today. People made sandals out of leather and animal skins. Hagar walked to the desert and it was there that she met God and learned of God's care for her. She ended up walking back to the region where Sarah and Abraham were. That's a lot of walking in the hot desert.

Materials: Cardboard
 Stapler
 String/yarn
 Tape
 Pencil

Instructions:

1. On a piece of cardboard, trace the feet of each child.
2. Give them the card board and have them cut out the sandals, making small holes in the points A, B, and C (as shown in the picture).
3. Give them two pieces of yarn/string. Have them put one string in each of the holes marked A (at the top of the sandal. Help them to tape it to the bottom side of the sandal.
4. Then, just like they are lacing a shoe help them to crisscross the strings, put them through the holes marked B and BB, and then bring them around and crisscross them again, finally putting them through the holes marked C and CC. Make sure the strings are long enough.





Adventures with GOD!

CRAFT OPTION 2

STAMPS

Hagar felt lonely and sad in the desert. But, God sent an angel to comfort her and to give her a promise that she would have many descendants. God also reminded her that she is not alone and that God would take care of her, but that she needed to go back to her home with Abraham and Sarah. Sometimes we experience moments of sadness and fear. God wants us to remember that we are not alone, but that God loves us and is with us. God will help us to make right decisions if we trust in God's promises.

Each child will have a copy of one of these stamps and can decorate it as they wish. It would be good to enlarge the stamps a bit. Help them to write the Bible verse (Psalm 145:20) on the stamp and encourage them to give it to someone that they know is feeling lonely or sad or has to make a hard decision.



Adventures with GOD!

ACTIVITY SHEET HOW DO YOU FEEL?

Write a number 0 to 5 to describe how you would feel in each situation. 0 means that it wouldn't affect you and 5 means that it would make you feel very sad or scared.

- _____ Your best friend moves far away.
- _____ Someone steals your bicycle
- _____ Your friend has a party but doesn't invite you
- _____ Your friends all have new toys and you don't
- _____ Your pet runs away
- _____ Your mom and dad have a fight
- _____ Someone makes fun of your clothes
- _____ You get a bad grade on a test
- _____ Someone makes fun of how you play sports
- _____ Your parents don't buy you the shoes you want
- _____ A family member is very sick
- _____ You are asked by your parents to help with chores at home
- _____ Other (write your own situation)

Now, pray and ask God to remind you that you are not alone and that you can trust in God's promises even when you are sad and scared. Pray that God would help you make good decisions.

