

Adventures with GOD!

FAITH WHEN FACING THREE VISITORS (B.3.FALL.9)

Biblical Reference	Genesis 18:1-15
Key Verse	Mark 9:41
Key Concept	My faith in God is displayed through my generosity towards others
Educational Objectives	At the end of the class today, the children will be able to: <ol style="list-style-type: none"> 1. Describe how Abraham treated the visitors that had come from far away 2. Talk about the importance of sharing what we have with others 3. Name something they have that they can share with others.

LIFE APPLICATION

Abraham and Sarah were welcoming and generous with the visitors they received. One day three strangers came from a far away place. Abraham and Sarah offered them food and Abraham sat and talked with them. What they didn't know is that the three visitors were sent by God. Based on the experience of Abraham and his wife Sarah, the children will learn about the importance of generosity and a welcoming spirit. God wants us to share what we have with others.

Possible activities and class plan

Activity	Materials	Time
My GROW adventure	GROW Adventure w/God materials	5 minutes
Opening prayer	Candle	1 minute
Bible Reading	Bible	5 minutes
Craft	Paper	10 minutes
Bible exploration	Bibles, costumes, 3 adult volunteers	15 minutes
Bible verse	Poster board	5 minutes
Activity	Labyrinth	5 minutes
My GROW adventure	Review	5 minutes
Closing prayer	Candle	1 minute

Adventures with GOD!

INSTRUCTIONS

Set-up ideas: For the class today, set up a “tent” with sheets in one of the corners of the classroom. Have carpet squares or pillows spread out on the floor under the tent that the children can sit on. Have a jar with water and an empty cup. When children come, invite them to sit in the tent.

My GROW Adventure with God Weekly Review: As children enter take time to have them reflect on their adventure with God booklets and either discuss or use art materials to express their journey during the past week. You may wish to add any art work, written poems, prayers or songs to a GROW wall in the room. You can find my GROW Adventure with God materials on the Covchurch.org website in the same place as the Adventures with God sessions.

Opening Prayer: Gather children around a candle. Light the candle and explain that we are entering into a special time with God. Encourage the children to hold their hands out in front of them palms up as a sign they are ready to receive what God has for them today.

Prayer Example: Lord God, thank you for making us, for loving us, for forgiving us, and guiding us. We know you are here with us right now. As we enter into your word, the Bible, help us draw close to you, to understand and to listen to what you have to say to us. Amen (For safety sake, you may wish to extinguish the candle after the prayer.)

Bible Reading: Explain that as we read the Bible we do so first to spend time with God. Children can remain with hands out-stretched, palms up to receive the word as it’s being read. Alternatively they can be invited to draw what they hear. Read the biblical reference for the day (Genesis 18:1-8) two times and ask children to respond.

Question examples: What did you notice in this passage? How does it make you feel? Was there anything you would ask God about that you didn’t understand or was confusing? Is God saying anything to you through the story?

Craft: Give each child a piece of paper and instruct them on how to make a cup using origami. You will find the instructions in the following pages. The cup will serve as a reminder of the story today.

Bible exploration: Invite them to hold on to their cups and to look at the map of the journey of Abraham and Sarah. Review the places on the map and the events that occurred in each place. Then invite them to open their Bibles to Genesis 18. Give them a little bit of context regarding how people lived in the times of Abraham and Sarah. Explain that when Abraham and Sarah set out on their journey of following God they lived in a tent and would set up their tent wherever they went.

Adventures with GOD!

Before the class find three volunteers who can dress up and play the part of the three visitors from the story in Genesis 18. Make sure they are wearing head coverings and sandals. The costumes don't have to be elaborate, but they should look like they come from another place and time. As the visitors come in, see how the children react and ask them what would be the appropriate response to receive the visitors (ask them to sit down, offer them something to drink, talk with them). Talk about the way that we welcome people into our homes and church.

Then in your own words, or in the words of one of the volunteers, tell the story found in Genesis 18. Some of the important things to highlight are:

- Abraham was seated in his tent when the visitors arrived.
- Abraham received the visitors and offered them something to eat and drink.
- The visitors were sent by God.
- The visitors told Abraham that in the following year Sarah would have a son. Sarah laughed when she heard this news.

Bible verse: Write the verse ahead of time on a big piece of poster board, drawing a tent around the Bible verse. Show them the Bible verse and ask them to read it together. Ask them to name practical ways that we can show generosity to people and how we can make people feel welcomed.

Today's GROW Adventure with God Review:

G: God's Word: What is the story? (Give children an opportunity to express their understanding of the story).

R: Relationships: Is there anything in today's Bible story that shows us how we should or shouldn't share God's love with others? (Remind children that sometimes God uses the stories of the Bible to show us how we shouldn't act toward God or others and give them a chance to consider how we might show God's love instead).

O: Outward Action: Is there anything in the Bible story that shows us how we should help or serve God or others? (Explore concrete ways the children could live this out in the coming week).

W: Worship: Is there anything in the Bible story that shows us how we should accept God's love for us and others? Ask: How do you feel about God? How would you like to respond to God? What would you like to say to God?



Adventures with GOD!

Closing Prayer: Gather children around the candle again. As you light the candle explain that the flame is something that is present in the light and the darkness. In the same way, it reminds us that God is always with us. Is there anything anyone wishes to say to God? After children have responded, close the prayer time.

Prayer Example: Lord God, we thank you that you are always with us, and always love us. It's good to be with you. Thank you for what we have learned today. Thank you for being with us and for teaching us through the Bible. Help us to remember what you have taught us today and to live it out when we leave. Amen.



Adventures with GOD!

ILLUSTRATION




Adventures with GOD!

LABYRINTH

THE THREE VISITORS

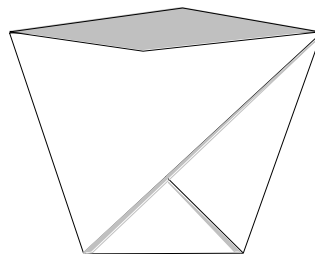
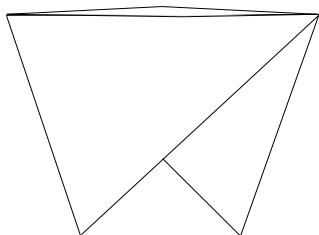
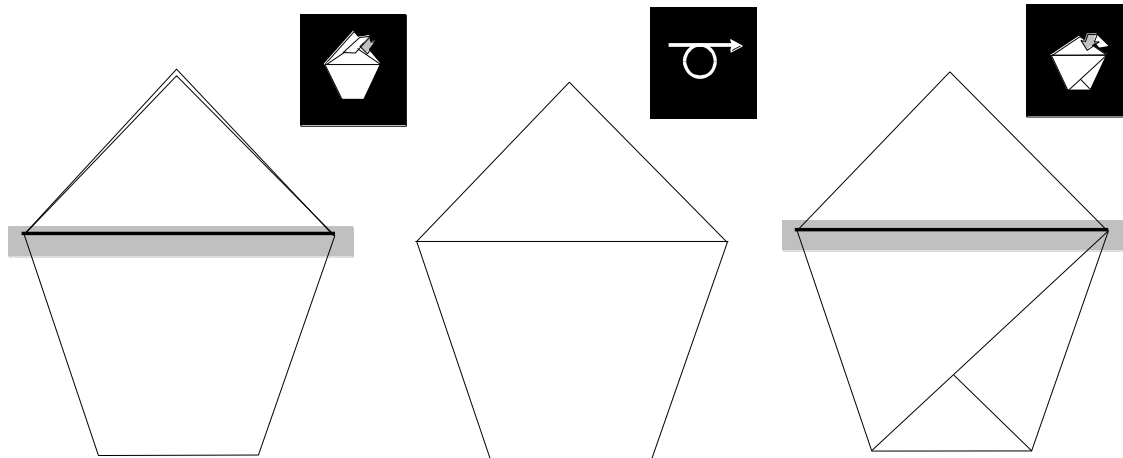
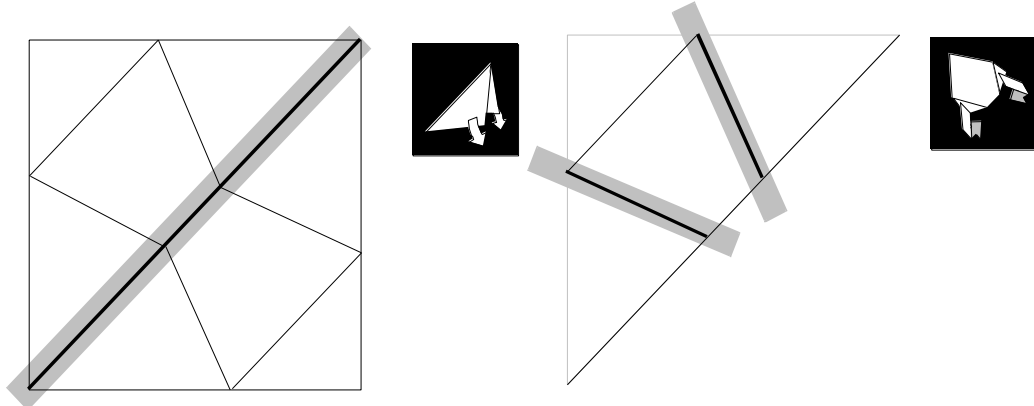
Help the three visitors get to Abraham and Sarah's tent.



Adventures with GOD!

CRAFT

Follow the instructions to make a cup out of white paper. The paper is found in the following page.



Adventures with GOD!

CRAFT
MODEL

