

Adventures with GOD!

EARTH IS A GIFT FROM GOD (A.3.WINTER.1)

Biblical Reference	Genesis 1: 9-11, 29
Key Verse	Genesis 1: 29
Key Concept	God gave us the earth, so that we could love and care for it.
Educational Objectives	At the end of the class today, children will be able to: <ol style="list-style-type: none"> 1. Name three plants. 2. Draw and color their favorite flowers, plants or trees. 3. Thank God for the earth. 4. Reflect on the Key Verse.

Life Application

When God created the world and everything in it, He did it with a good purpose. When God created the earth and plants, he was giving us the opportunity to enjoy his wonderful creation. Aren't plants beautiful and such a blessing in our lives? Plants give us fruits, seeds, vegetables, flowers, and so much more. God expects us to love and care for all that He has made. During this week, children will learn to care for plants at home, in the neighborhood, or at school.

Possible Activities and Class Plan

Activity	Materials	Time
My GROW Adventure	GROW Adventure w/God materials	5 minutes
Opening Prayer	Candle	1 minute
Bible Reading	Bible	5 minutes
Introduction	Bible, Illustrations	5 minutes
Bible Exploration	Bible, Illustrations	10 minutes
Activity	Clay Pot, Seeds, Dirt, Illustrations	15 minutes
Snack	TBD	10 minutes
My GROW Adventure	Review	5 minutes
Closing Prayer	Candle	1 minute

Adventures with GOD!

INSTRUCTIONS

My GROW Adventure with God Weekly Review: As children enter, take time to have them reflect on their adventure with God booklets, and either discuss or use art materials to express their journey during the past week. You may wish to add any art work, written poems, prayers or songs to a GROW wall in the room. You can find my GROW Adventure with God materials at CovChurch.org/children/adventures-with-god.

Opening Prayer: Gather children around a candle. Light the candle, and explain that we are entering into a special time with God. Encourage the children to hold their hands out in front of them, palms up, as a sign they are ready to receive what God has for them today.

Prayer Example: Lord God, thank you for making us, for loving us, for forgiving us, and guiding us. We know you are here with us right now. As we enter into your word, the Bible, help us draw close to you, to understand and to listen to what you have to say to us. Amen

(For safety sake, you may wish to extinguish the candle after the prayer.)

Bible Reading: Explain that as we read the Bible, we do that first to spend time with God. Children can remain with hands out stretched, palms up, to receive the word as it's being read. Alternatively they can be invited to draw what they hear. Read Genesis 1: 9-11, 29 two times, and ask children to respond.

Question Examples: What did you notice in this passage? How does it make you feel? Was there anything you would ask God about that you didn't understand or was confusing? Is God saying anything to you through the story?

Introduction: Open the Bible, and when children are seated, begin by asking: Do you know this book? (Show them bible). Explain how important this book is. The Bible tells fantastic stories about people like David, Noah, Samuel and Jesus (the kids will remember other names). If you have pictures or drawings of the characters mentioned, consider hanging them on the wall. On the first page of the Bible, explain the special things God created in our beautiful world. And ask: Where did the flowers come from?

Bible Exploration: Make a short story of all the things God created and gave us. Explain to children that it is our responsibility to care for plants, because God said, "... I have given you every plant of the land ...". It is also our responsibility to teach others to care for the plants, because they give us food like fruits, vegetables, and materials to make our clothes (cotton). Use illustrations and, if possible, show children pictures of natural plants.

Adventures with GOD!

Activity: Give each child a small, plastic cup or clay pot. Have children fill it with dirt and plant seeds. Children can take it home, and each day they will be responsible for observing the changes. Children will share the progress and their observations the following Sunday. If extra time, there are illustrations on pages 5-8. As children color, repeat the Key Verse several times. Discuss with the children how God wants each one of us to be nurturers of what He created for us.

Snack: Pray by thanking God for giving us the privilege to enjoy plants and their benefits. It would be good to share some fruit, vegetables, or fresh fruit juice, which are only available because of plants, water and land that God gave us.

Today's GROW Adventure with God Review:

G=God's Word: What is the story? (Give children an opportunity to express their understanding of the story)

R=Relationships: Is there anything in today's Bible story that shows us how we should or shouldn't share God's love with others? (Remind children that sometimes God uses the stories of the bible to show us how we shouldn't act toward God or others. Give children a chance to consider how we might show God's love instead.)

O=Outward Action: Is there anything in the Bible story that shows us how we should help or serve God or others? Explore concrete ways the children could live this out in the coming week.

W=Worship: Is there anything in the Bible story that shows us how we should accept God's love for us and others? Ask: How do you feel about God? What would you like to pray to God?


Closing Prayer: Gather children around the candle again. As you light the candle explain that the flame is something that is present in the light and the darkness. The candle reminds us that God is always with us. Is there anything anyone wishes to say to God? After children have responded, close the prayer time.

Adventures with GOD!

Prayer Example: Lord God, we thank you that you are always with us and always love us. It's good to be with you. Thank you for what we have learned today. Thank you for being with us and for teaching us through the Bible. Help us to remember what you have taught us today and to live it out when we leave. Amen




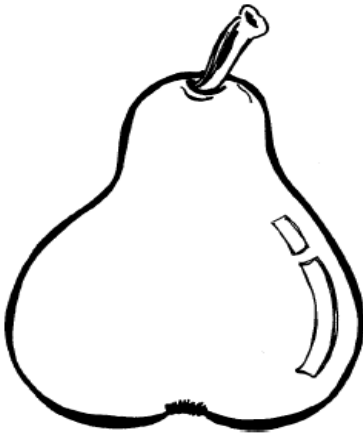

Illustration

Adventures with GOD!




Illustration

Adventures with GOD!



Illustration

Adventures with GOD!



Illustration

7 | Page

Adventures with GOD!

