

Adventures with GOD!

MY FRIENDS ARE A GIFT FROM GOD (A.3.WINTER.6)

Biblical Reference	1 Samuel 18: 3-4
Key Verse	Proverbs 17:17
Key Concept	My friends are a gift from God
Educational Objectives	At the end of the class today, the children will be able to: <ol style="list-style-type: none"> 1. Say the names of all their friends. 2. Explain how much they love their friends. 3. Give thanks for their friends.

Life Application

The Bible tells the story of two friends, David and Jonathan, who loved each other well. They helped each other in good times and bad. Jonathan showed his friendship by giving David some of his best possessions. Encourage children to show love to their friends by sharing, helping, playing, encouraging, and so on. Encourage children to pray for their friends throughout the week.

Possible Activities and Class Plan

Activity	Materials	Time
My GROW Adventure	GROW Adventure w/God materials	5 minutes
Opening Prayer	Candle	1 minute
Bible Reading	Bible	5 minutes
Introduction	Gift	5 minutes
Bible Exploration	Bible, Illustrations	10 minutes
Game	Obstacles, Bandana	10 minutes
Craft	Construction Paper, Decorations	15 minutes
My GROW Adventure	Review	5 minutes
Closing Prayer	Candle	1 minute

Adventures with GOD!

INSTRUCTIONS

My GROW Adventure with God Weekly Review: As children enter, take time to have them reflect on their adventure with God booklets, and either discuss or use art materials to express their journey during the past week. You may wish to add any art work, written poems, prayers or songs to a GROW wall in the room. You can find my GROW Adventure with God materials at CovChurch.org/children/adventures-with-god.

Opening Prayer: Gather children around a candle. Light the candle, and explain that we are entering into a special time with God. Encourage the children to hold their hands out in front of them, palms up, as a sign they are ready to receive what God has for them today.

Prayer Example: Lord God, thank you for making us, for loving us, for forgiving us, and guiding us. We know you are here with us right now. As we enter into your word, the Bible, help us draw close to you, to understand and to listen to what you have to say to us. Amen

(For safety sake, you may wish to extinguish the candle after the prayer.)

Bible Reading: Explain that as we read the Bible, we do it first to spend time with God. Children can remain with hands out stretched, palms up, to receive the word as it's being read. Alternatively they can be invited to draw what they hear. Read 1 Samuel 18:3-4 two times, and ask children to respond.

Question Examples: What did you notice in this passage? How does it make you feel? Was there anything you would ask God about that you didn't understand or was confusing? Is God saying anything to you though the story?

Introduction: Bring a gift that you received from a friend. Explain your deep appreciation for the friend that gave you the special gift. Mention the name of your friend, and what he/she means to you. Consider going into more detail as to how you became friends, how you met, things you both share in common, etc. All of these details will help to prepare their minds for the Bible Exploration. Ask: Do you have a special friend?

Bible Exploration: Read the story in advance so you can be prepared to tell the story with emotion. Consider gathering pictures that relate to this story. Be sure to emphasize the sincere

Adventures with GOD!

affection between Jonathan and David, and how they became friends. If possible, use puppets or dolls to tell the story of Jonathan and David.

Game: Prepare a simple obstacle for children to navigate while racing against the clock. Group children in pairs; using a bandana, tie both of their inside legs together. When you give the signal, the children will navigate the obstacle together. The idea is to have them work together, so make sure to explain that a good friendship is important in achieving the goal. This is a great activity to get children up and moving. They will have lots of fun!

Craft: Have children decorate a card for a friend as a token of their friendship. Prepare cards on construction paper or cardboard. Decorate the card using crayons, markers, and/or magazine clippings of flowers, gifts, toys, etc. While working on the craft have children repeat the Key Verse. Explain what "caring" means. If there is extra time, there are illustrations for children to decorate on pages 5-9.

Today's GROW Adventure with God Review:

G=God's Word: What is the story? (Give children an opportunity to express their understanding of the story.)

R=Relationships: Is there anything in today's bible story that shows us how we should or shouldn't share God's love with others? (Remind children that sometimes God uses the stories of the bible to show us how we shouldn't act toward God or others. Give them a chance to consider how we might show God's love instead).

O=Outward Action: Is there anything in the bible story that shows us how we should help or serve God or others? (Explore concrete ways the children could live this out in the coming week).

W=Worship: Is there anything in the bible story that shows us how we should accept God's love for us and others? Ask: How do you feel about God? What would you like to say to God?

Closing Prayer: Gather children around the candle again. As you light the candle, explain that the flame is something that is present in the light and the darkness. The candle reminds us that God is always with us. Is there anything anyone wishes to say to God? After children have responded, close the prayer time.

Adventures with GOD!

Prayer Example: Lord God, we thank you that you are always with us, and always love us. It's good to be with you. Thank you for what we have learned today. Thank you for being with us and for teaching us through the Bible. Help us to remember what you have taught us today and to live it out when we leave. Amen

Adventures with GOD!

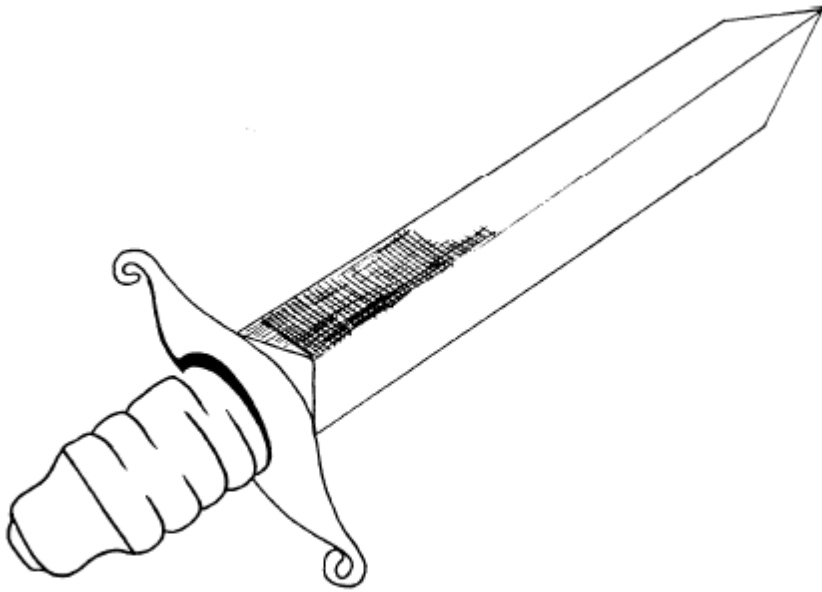
Illustration

David and Jonathan



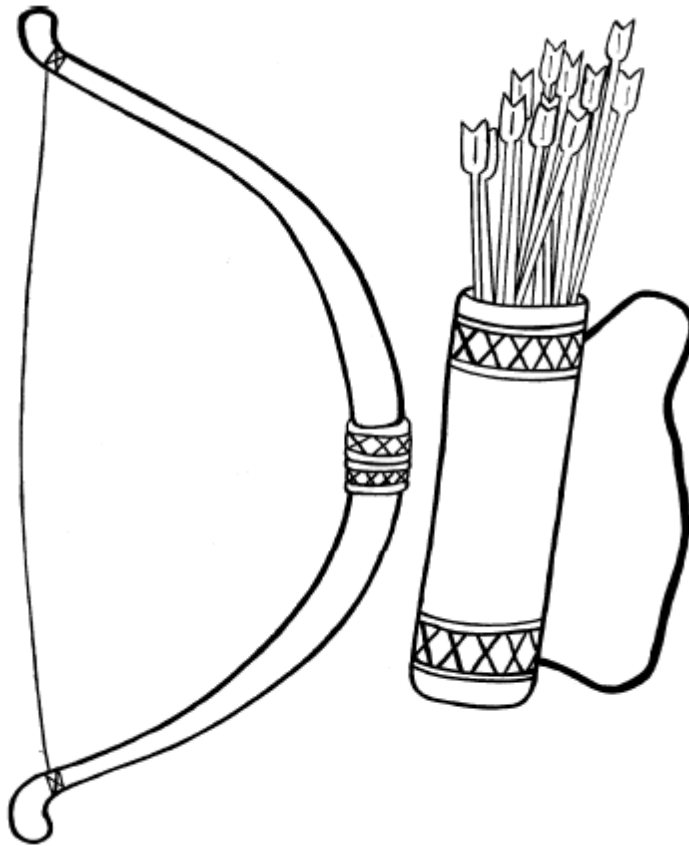
Adventures with GOD!

Illustration



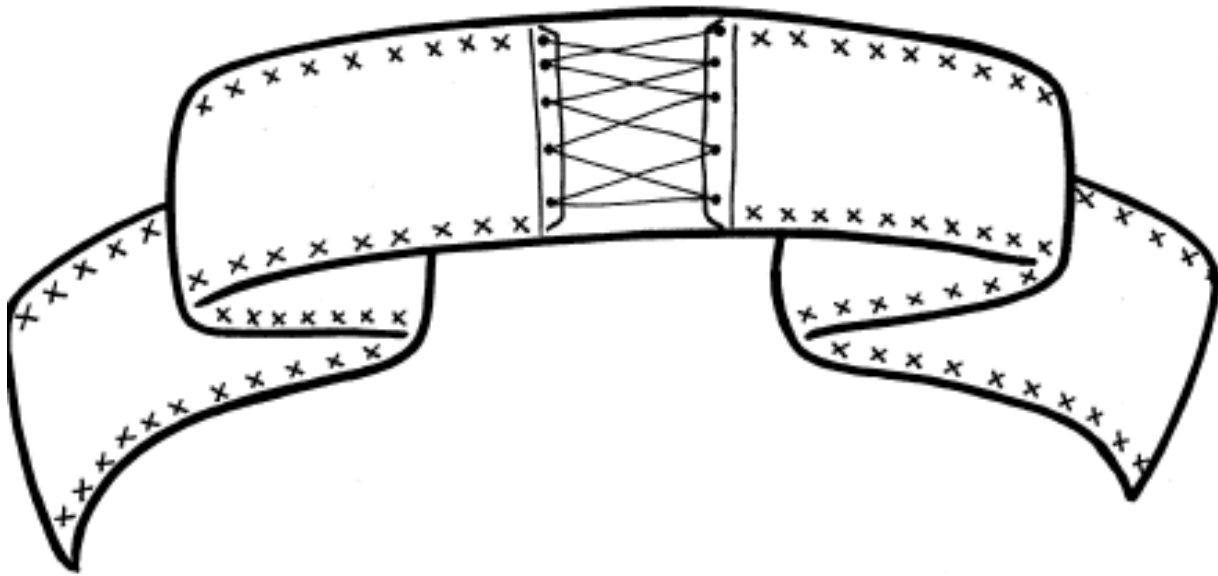
Adventures with GOD!

Illustration



Adventures with GOD!

Illustration



Adventures with GOD!

Illustration

