

# Adventures with GOD!

## THE GIFT OF THE PROVISION OF ANGELS (C.3.WINTER.12)

Biblical Reference	Various Bible texts, Luke 2:8-20
Key Verse	Psalm 91:11
Key Concept	Angels play an important role in God's kingdom and God provides angels to watch over me.
Educational Objectives	At the end of the class today, the children will be able to: 1. Study different Biblical texts to talk about when angels appear in the Bible 2. Name some of the biblical truths about angels 3. Say the Key Verse

### Life Application

We see angels represented in art, literature, and movies across cultures. The Bible teaches us that angels are spiritual beings that have a special role in God's kingdom to serve God. Angels watch over God's children on earth. The children will have the opportunity this week to reflect on the role of angels.

### Possible Activities and Class Plan

Activity	Materials	Time
My GROW Adventure	GROW Adventure materials	5 minutes
Opening Prayer	Candle	1 minute
Bible Reading	Bible	5 minutes
Introduction	Illustrations	5 minutes
Investigation	Bibles, activity sheet, markers, sheet of paper	10 minutes
Bible exploration	Bible, group conclusions	15 minutes
Craft	See instructions	10 minutes
My GROW Adventure	Review	5 minutes
Closing Prayer	Candle	1 minute



# Adventures with GOD!

## INSTRUCTIONS

**My GROW Adventure with God Weekly Review:** As children enter, take time to have them reflect on their adventure with God booklets, and either discuss or use art materials to express their journey during the past week. You may wish to add any art work, written poems, prayers or songs to a GROW wall in the room. You can find my GROW Adventure with God materials at [CovChurch.org/children/adventures-with-god](http://CovChurch.org/children/adventures-with-god).

**Opening Prayer:** Gather children around a candle. Light the candle, and explain that we are entering into a special time with God. Encourage children to hold their hands out in front of them, palms up, as a sign they are ready to receive what God has for them today.

**Prayer Example:** Lord God, thank you for making us, for loving us, for forgiving us, and guiding us. We know you are here with us right now. As we enter into your word, the Bible, help us draw close to you, to understand and to listen to what you have to say to us. Amen

(For safety sake, you may wish to extinguish the candle after the prayer.)

**Bible Reading:** Explain that as we read the Bible we do that first to spend time with God. Children can remain with hands out stretched, palms up, to receive the word as it's being read. Alternatively they can be invited to draw what they hear. Read Luke 2:8-20 two times and ask children to respond.

**Question Examples:** What did you notice in this passage? How does it make you feel? Was there anything you would ask God about that you didn't understand or was confusing? Is God saying anything to you though the passage?

**Introduction:** Ask children what words and images come to mind when they hear the word, "angel." Give children time to share their ideas. Alternatively, you could ask children to draw a picture of what they imagine angels look like. Then, share with the class different images of



# Adventures with GOD!

angels you found from paintings, sculptures, illustrations, etc. Explain that during your time together you will be looking at what Scripture tells us about angels.

**Activity:** Divide the children into groups. Each group will be given an activity sheet found on pages 5-8 with Bible references and questions. Also, give children a large sheet of paper that they can use to present their findings to the rest of the children.

**Bible Exploration:** Once they've finished their investigations, ask children to share what they learned from the Bible. When were angels sent to announce a message from God? Where were they sent to protect one of God's servants? As they share, make a list of the different things they've learned about angels:

- Angels are messengers (Revelation 5:11, Psalm 148:2, Psalm 37:4, Luke 2:10)
- Angels protect us (Psalm 91:1, Psalm 34:7, Acts 12:7-10)
- Some angels are called seraphim (Isaiah 6:2)
- Angels were present to announce Jesus' birth (Luke 2:8-20)
- Angels were present to announce Jesus' resurrection (Luke 28:5-7)
- There are good angels and angels who have fallen away from God (Matthew 18:10, Luke 13:10, Matthew 25:41)

**Craft:** On pages 9-10, you will find instructions for the ornament/craft for this lesson. As children make the angel ornament, encourage them to memorize the Key Verse. If there is additional time, children can color illustrations on pages 11-12.

## Today's GROW Adventure with God Review:

G=God's Word: What is the story? (Give children an opportunity to express their understanding of the story).

R=Relationships: Is there anything in today's Bible story that shows us how we should or shouldn't share God's love with others? (Remind children that sometimes God uses the stories of the Bible to show us how we shouldn't act toward God or others. Give children a chance to consider how we might show God's love instead).

# Adventures with GOD!

O=Outward Action: Is there anything in the Bible story that shows us how we should help or serve God or others? (Explore concrete ways the children could live this out in the coming week).

W=Worship: Is there anything in the Bible story that shows us how we should accept God's love for us and others? Ask: How do you feel about God? What would you like to say to God?

**Closing Prayer:** Gather children around the candle again. As you light the candle, explain that the flame is something that is present in the light and the darkness. The candle reminds us that God is always with us. Is there anything anyone wishes to say to God? After children have responded, close the prayer time.

**Prayer Example:** Lord God, we thank you that you are always with us, and always love us. It's good to be with you. Thank you for what we have learned today. Thank you for being with us and for teaching us through the Bible. Help us to remember what you have taught us today and to live it out when we leave. Amen

# Adventures with GOD!

## ACTIVITY SHEET

### Group #1

Read Genesis 18:1-15 and Exodus 23:20-23

Describe the appearance of the angels in these two texts

What did the angel do and say?

What does this passage teach us about the role of angels in God's kingdom?

# Adventures with GOD!

## ACTIVITY SHEET

### Group #2

Read Acts 12:1-19

Describe the appearance of the angels in this text

What did the angel do and say?

What does this passage teach us about the role of angels in God's kingdom?

# Adventures with GOD!

## ACTIVITY SHEET

### Group #3

Read Isaiah 6:1-8

Describe the appearance of the angels in this text

What did the angel do and say?

What does this passage teach us about the role of angels in God's kingdom?

# Adventures with GOD!

## ACTIVITY SHEET

### Group #4

Read Matthew 1:18-25 and Luke 28:5-7

Describe the appearance of the angels in these texts

What did the angel do and say?

What does this passage teach us about the role of angels in God's kingdom?



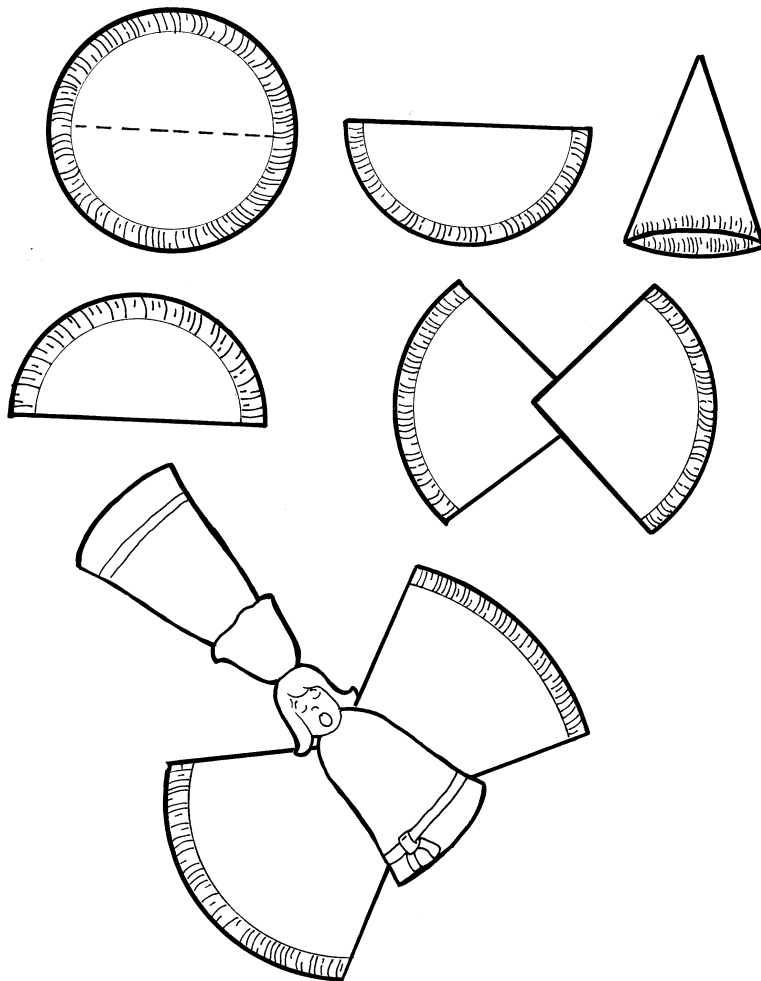
# Adventures with GOD!

## CRAFT

Materials: paper plates, crayons or markers, scissors, glue, stapler, other materials to use in decoration

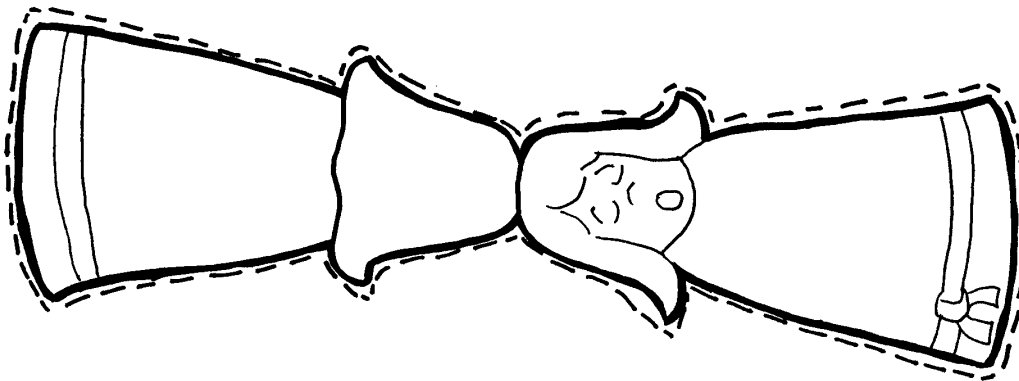


Instructions:

- Cut the plate in half. With one of the halves form a cone, stapling the ends together.
- Cut the other half of the plate in half again, and glue the two triangle sections of the halves together.
- Decorate the wings, and the other parts of the angel before gluing everything on the body (the cone).



# Adventures with GOD!

## PATTERN FOR CRAFT



# Adventures with GOD!

ILLUSTRATION



# Adventures with GOD!

ILLUSTRATION

