

# Adventures with GOD!

## THE GIFT OF GOD IN OUR LIVES (C.3.WINTER.2)

Biblical Reference	Luke 1:5-14
Key Verse	Ephesians 6:18
Key Concept	Prayer is a dialogue between God and me.
Educational Objectives	At the end of the class today, the children will be able to: <ol style="list-style-type: none"> <li>1. Give examples of people in the Bible who prayed to God</li> <li>2. Say the Key Verse</li> <li>3. Explain why we pray and when we pray</li> </ol>

### Life Application

Prayer is a gift that God has given us. Through prayer God speaks to us, and we speak to God. The Bible says that it is the Spirit of God that prays through us. God is active in our lives. Prayer is one vehicle that God uses to communicate with us and through which we can communicate with God. In prayer we listen and speak. Today's lesson will focus on different elements of prayer. Children will have the opportunity to pray for different situations and people.

### Possible Activities and Class Plan

Activity	Materials	Time
My GROW Adventure	GROW Adventure materials	5 minutes
Opening Prayer	Candle	1 minute
Bible Reading	Bible	5 minutes
Introduction	See instructions	5 minutes
Learning centers	Paper, activity sheets, crayons, scissors, glue	15 minutes
Bible Exploration	Bible, illustrations	10 minutes
Craft	Paper, crayons, scissors, glue	10 minutes
My GROW Adventure	Review	5 minutes
Closing Prayer	Candle	1 minute

# Adventures with GOD!

## INSTRUCTIONS

**My GROW Adventure with God Weekly Review:** As children enter, take time to have them reflect on their adventure with God booklets, and either discuss or use art materials to express their journey during the past week. You may wish to add any art work, written poems, prayers or songs to a GROW wall in the room. You can find my GROW Adventure with God materials at [CovChurch.org/children/adventures-with-god](http://CovChurch.org/children/adventures-with-god).

**Opening Prayer:** Gather children around a candle. Light the candle, and explain that we are entering into a special time with God. Encourage the children to hold their hands out in front of them, palms up, as a sign they are ready to receive what God has for them today.

**Prayer Example:** Lord God, thank you for making us, for loving us, for forgiving us, and guiding us. We know you are here with us right now. As we enter into your word, the Bible, help us draw close to you, to understand and to listen to what you have to say to us. Amen

(For safety sake, you may wish to extinguish the candle after the prayer.)

**Bible Reading:** Explain that as we read the Bible, we do that first to spend time with God. Children can remain with hands out stretched, palms up, to receive the word as it's being read. Alternatively they can be invited to draw what they hear. Read John Luke 1:5-14 two times, and ask children to respond.

**Question Examples:** What did you notice in this passage? How does it make you feel? Was there anything you would ask God about that you didn't understand or was confusing? Is God saying anything to you through the passage?

**Introduction:** This would be a good time to sing a song together. Choose a Christmas hymn or a worship song. Then review what they talked about last week. Again, take out the gift wrapped box and open it, taking out a telephone, a hand written letter, a magazine, or some other means of communication. Ask them, "What do these items have in common? What are they used for? What is different about them? Which ones permit us to have a dialogue with someone else?" Then ask what means of communication God has given us so that we can dialogue with God. Ask them what prayer is. Why is prayer a gift? Who helps us to pray? The Bible says that prayer is a special gift that God has given us, and that it's God's Spirit who helps us to pray even when we don't know what to say. God speaks to us through prayer, and we speak to God.

# Adventures with GOD!

**Learning Centers:** Divide the children into groups. Have tables organized for each group using the instructions on pages 5-8. After they've had time at their station, children can share what they've learned with the other groups.

**Bible Exploration:** Review the story of Zechariah. Ask the children who, what, where, why, when, and how questions. Have them help come up with the questions. Write each question on the board or on a separate piece of colored paper, and tape them up on the wall. Examples are: Who is Zechariah? Who is Zechariah's wife? Where does this story take place? Where did Zechariah go? When did Zechariah go to the temple? Why did he go to the temple? What did the angel say to him?

This is an amazing story that shows God's involvement in the life of Zechariah and Elizabeth. It shows us that they had a deep relationship with God, and that they prayed to God. God communicated with them, answering their prayers. How does this story show us that prayer is a dialogue? What do you imagine Zechariah and Elizabeth said to God? What do you imagine the worshippers were saying as they prayed?

When do we pray? Why do we pray? If prayer is only us talking to God, what will we miss? What has God given us to help us pray? (the Holy Spirit, Scriptures) Jesus taught his disciples how to pray. Teach children the Lord's prayer using the hand motions shown on pages 9-11. Finish this time by learning the Key Verse together.

**Craft:** Have children color/decorate a copy of the praying hands on page 12. Provide paint, glitter, markers, colored paper, tissue paper, etc. Punch a hole at the top, and loop a ribbon through so it can be hung.

## **Today's GROW Adventure with God Review:**

**G=God's Word:** What is the story? (Give children an opportunity to express their understanding of the story).

**R=Relationships:** Is there anything in today's Bible story that shows us how we should or shouldn't share God's love with others? (Remind children that sometimes God uses the stories of the Bible to show us how we shouldn't act toward God or others. Give children a chance to consider how we might show God's love instead).

# Adventures with GOD!

O=Outward Action: Is there anything in the Bible story that shows us how we should help or serve God or others? Explore concrete ways the children could live this out in the coming week.

W=Worship: Is there anything in the Bible story that shows us how we should accept God's love for us and others? Ask: How do you feel about God? What would you like to say to God?

**Closing Prayer:** Gather children around the candle again. As you light the candle explain that the flame is something that is present in the light and the darkness. The candle reminds us that God is always with us. Is there anything anyone wishes to say to God? After children have responded, close the prayer time.

**Prayer Example:** Lord God, we thank you that you are always with us and always love us. It's good to be with you. Thank you for what we have learned today. Thank you for being with us and for teaching us through the Bible. Help us to remember what you have taught us today and to live it out when we leave. Amen

## LEARNING CENTER

### Table 1

# Adventures with GOD!

Preparation: Place a sign on the table that reads: "How should we pray?"

Read the Bible verses, and give a description of each aspect of prayer. Come up with an example of each.

Confession (1 John 1:9)

Praise (Psalm 9:1)

Petition (Philippians 4:6)

Thanksgiving (Psalm 7:17)

# Adventures with GOD!

## Table 2

Preparation: Place a sign on the table that reads, "When should we pray?"

Read the verses below, and answer the question based on what you find. On a large piece of paper, draw pictures to represent your answer.

Genesis 28:16-18

1 Samuel 1:19

Job 1:5

Psalms 57:8

Psalms 5:3

Psalms 119:147

Psalms 55:17

Mark 1:35

Daniel 6:10

Genesis 32:24

1 Samuel 15:11

Luke 6:12

## LEARNING CENTER

### Table 3

# Adventures with GOD!

Preparation: Place a sign on the table that reads, “Who do we talk to in prayer? To Whom should we pray?”

Using the example of the Lord’s Prayer (Matthew 6:9-13, Luke 11:2-4) explain who Jesus prayed to. Then read the following Bible passages to answer the question.

EPHESIANS 3:12

EPHESIANS 5:20

Write out a prayer together.

## LEARNING CENTER

### Table 4

# Adventures with GOD!

Preparation: Place a sign on the table that reads, “How should we pray?”

Read the following Bible passages, and draw a picture to represent the various ways that Scripture tells us we should pray.

Genesis 24:26

Exodus 4:31

1 Kings 8:54

Psalms 95:6

Daniel 6:10

Numbers 20:6

Joshua 5:14

1 Kings 18:42

2 Chronicles 20:18

Matthew 26:39

Mark 11:25

Matthew 6:6





**CRAFT**



# Adventures with GOD!

## THE LORD'S PRAYER




With movements

	
Our Father in heaven	Hallowed be your name
	
Your kingdom come	Your will be done

# Adventures with GOD!

	
On earth as it is in heaven	Give us today our daily bread
	
Forgive us our debts	As we forgive our debtors
	
And lead us not into temptation	But deliver us from evil

# Adventures with GOD!

		
For thine is the kingdom	And the power	And the glory forever. Amen

# Adventures with GOD!

